




Diepa[®]

SPECIAL WIRE ROPES



DIEPA SPECIAL WIRE ROPES

Following a long tradition we early developed special wire ropes leading to the **Dietz-Patent**, which contributes to our company brand. Based on this our products are durable in rough conditions and successfully used in the most demanding applications.




TABLE OF CONTENTS

DIEPA Special Wire Ropes	4
Rope Selection	
Rotation Resistant Ropes	6
Applications	
Rotation Resistant Ropes	8
DIEPA B5 SERIES	10
DIEPA B6 SERIES	14
DIEPA B7 SERIES	16
DIEPA C4 SERIES	18
DIEPA C5 SERIES	20
DIEPA K4 SERIES	22
Rope Selection	
Non-Rotation Resistant Ropes	24
Applications	
Non-Rotation Resistant Ropes	26
DIEPA X4 SERIES	28
DIEPA X5 SERIES	31
DIEPA X6 SERIES	34
DIEPA H4 SERIES	36
DIEPA H5 SERIES	39
DIEPA W4 SERIES	41
DIEPA L5 SERIES	43
Supplementary Program	45
DIEPA SUPER 3	46
DIEPA SUPER 4	48
DIEPA K 114	50
Discontinued	52
General Information	54

Till Augustin „Glühende Stahlseile“

DIEPA SPECIAL WIRE ROPES

Manufactured according to international standards such as ISO 2408 or DIN EN 12385.

DIEPA X-, H- AND L-SERIES



ROPE CONSTRUCTION

Our 8- and 10-strand ropes offer high longevity and best durability against bending fatigue. These advantages are based on parallel lay strands combined with well-engineered rope design. Suitable for both single- and multi-layer applications.

ROPES CONTAINING PLASTIC

For decades now DIEPA has manufactured special wire ropes containing plastic, too. Only ultra-modern plastics such as polyamide 12 are employed.

DIEPA B-, C- AND K-SERIES



ROPE CONSTRUCTION

Our rotation resistant ropes offer excellent non-spin characteristics. The combination of a compact rope structure and rugged outer strands make them most suitable for multi-layer coiling.



ROPE LUBRICANT

Intensive impregnation of all rope components with lubricant during manufacture serves to inhibit internal corrosion, which is especially important for prolonged service. In case of friction based applications, our ropes are equipped with a special coating offering high friction coefficients.

WIRE MATERIAL

DIEPA only processes exceptionally high-quality wire materials which go far beyond the requirements stipulated by the relevant standards. Besides bright or galvanised wires, the coating can be of aluminium-zinc to fulfil special corrosion resistance requirements.




SERVICE

Our experts can provide specialist on-site inspection services using the most up to date criteria as detailed in ISO 4309.

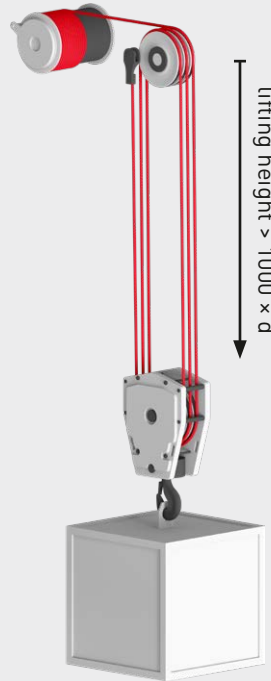
AVAILABILITY

Our well-stocked warehouse allows us to react rapidly to varied customer demands. Even tailor-made ropes can be realised quickly due to our huge wire stock and our customer-oriented production planning.

ROTATION RESISTANT ROPES MUST BE USED FOR



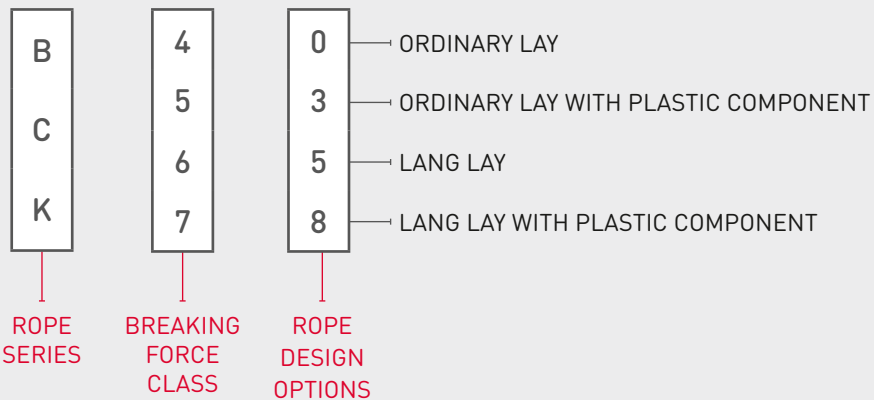
lifting of an **unguided** load on a **single fall**



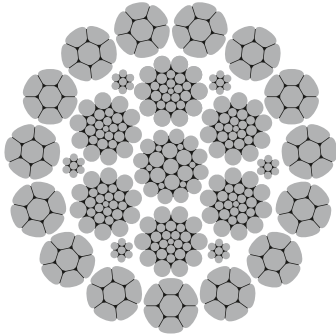
lifting of an **unguided load** on **several falls** at a lifting height above 1000 x rope diameter

- ⚠️ Rotation resistant ropes can be used **with** or **without** swivel.
- 📞 If there are any questions, please contact us.

ROTATION RESISTANT ROPES NOMENCLATURE

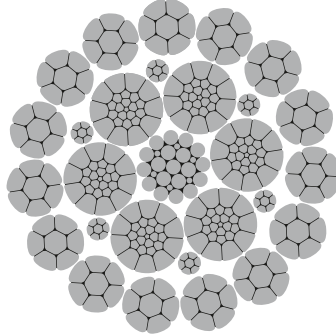


ROTATION RESISTANT ROPE SERIES



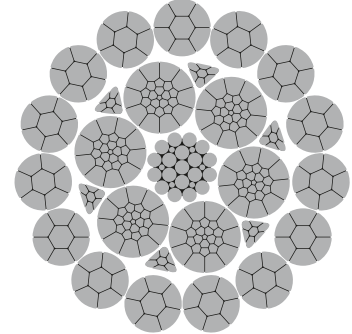
DIEPA B5 SERIES

- great lifting height
- successful in field



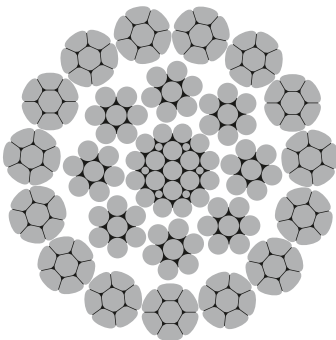
DIEPA B6 SERIES

- great lifting height
- high breaking force



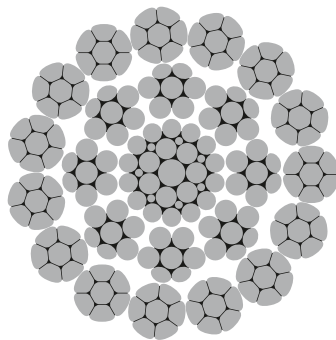
DIEPA B7 SERIES

- great lifting height
- outstanding breaking force



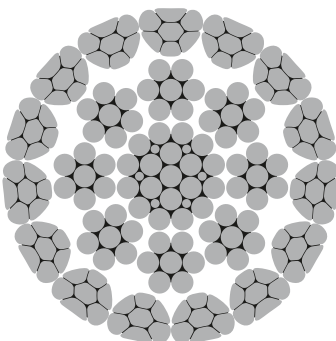
DIEPA C4 SERIES

- moderate lifting height
- economic solution



DIEPA C5 SERIES

- moderate lifting height
- high breaking force




DIEPA K4 SERIES

- rugged design
- for drilling rigs with Kelly-bar

MOBILE LIFTING




All Terrain Crane



Rough Terrain Crane



Truck Crane




Crawler Crane

SURFACE CONSTRUCTION



Luffing Jib Crane



Tower Crane




Fast-Erecting Crane

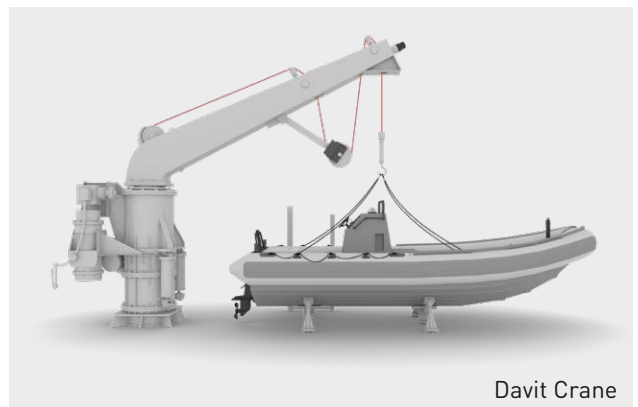

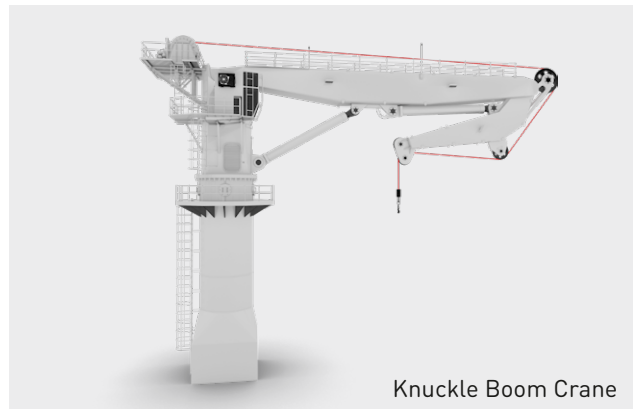
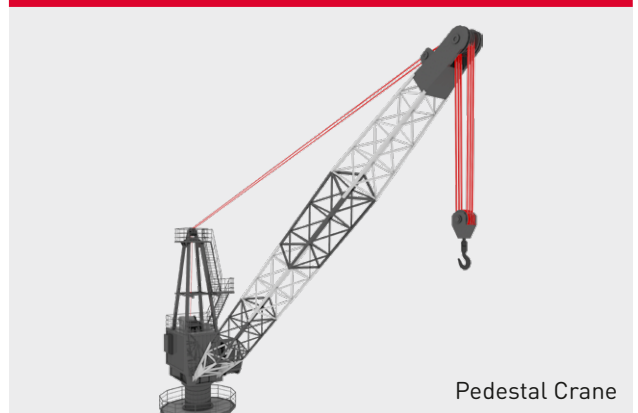


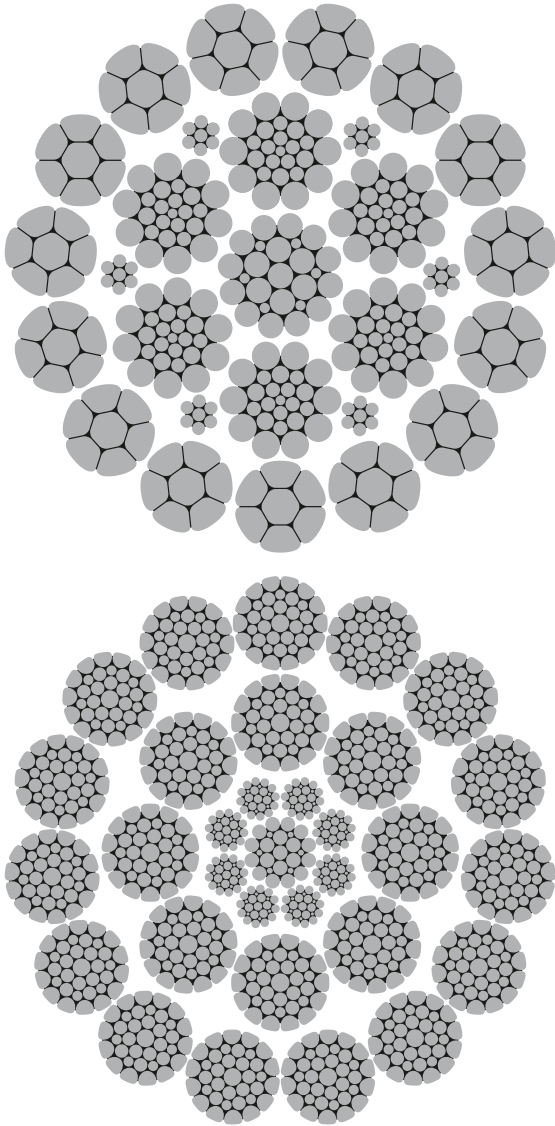
Mobile Construction Crane

UNDERGROUND CONSTRUCTION



MARINE + OFFSHORE





ROPE DESIGN OPTIONS

- DIEPA **B 50** Ordinary lay
- DIEPA **B 53** Ordinary lay with internal plastic component
- ▶ DIEPA **B 55** Lang lay
- DIEPA **B 58** Lang lay with internal plastic component

PROPERTIES

- Rotation resistant
- Compacted outer strands
- High breaking force

TECHNICAL DATA

Load-bearing wires in outer strands/ RCN acc. to ISO 4309	105 Ø 4–49 mm 255 Ø 50–99 mm 540 Ø 100–120 mm	RCN.23-2 RCN.27 RCN.31
Total number of wires	154 Ø 4–5 mm 238 Ø 6–10 mm 328 Ø 11–49 mm 549 Ø 50–99 mm 1053 Ø 100–120 mm	
Fill factor	0.7145	
Spinning loss factor	0.8350 at 1770 N/mm ² 0.8350 at 1960 N/mm ² 0.8150 at 2160 N/mm ²	

Diameter mm	inch	Weight kg/100m	Min. breaking force 1770 N/mm ²			Min. breaking force 1960 N/mm ²			Min. breaking force 2160 N/mm ²		
			kN	metric tons	lbs	kN	metric tons	lbs	kN	metric tons	lbs
4		8	13.3	1.4	2 800	14.7	1.5	3 100	15.8	1.6	3 400
	3/16	11	18.1	1.9	4 000	20.3	2.1	4 500	21.7	2.2	4 800
5		12	20.7	2.1	4 500	23.0	2.3	5 000	24.7	2.5	5 400
6		17	29.9	3.0	6 600	33.1	3.4	7 200	35.6	3.6	7 800
	1/4	20	32.8	3.3	7 300	36.4	3.7	8 100	39.1	4.0	8 700
6.5		21	35.0	3.6	7 700	38.8	4.0	8 500	41.7	4.3	9 200
7		24	40.6	4.1	8 900	45.0	4.6	10 000	48.4	4.9	10 600
7.5		27	46.7	4.8	10 300	51.7	5.3	11 500	55.6	5.7	12 300
	5/16	31	51.6	5.3	11 500	57.5	5.9	12 900	61.8	6.3	13 800
8		31	53.1	5.4	11 700	58.8	6.0	13 100	63.2	6.4	14 100
8.5		35	59.9	6.1	13 300	66.4	6.8	14 800	71.4	7.3	15 900
9		39	67.2	6.9	14 900	74.4	7.6	16 600	80.0	8.2	17 900
9.5		44	74.9	7.6	16 600	82.9	8.5	18 500	88.8	9.1	19 800
	3/8	44	74.9	7.6	16 700	82.9	8.5	18 600	88.9	9.1	19 900
10		49	82.4	8.4	18 500	91.7	9.3	20 600	98.6	10.1	22 100
11		59	101	10.3	22 700	112	11.4	25 200	120	12.2	27 000
	7/16	60	103	10.5	23 100	114	11.6	25 700	122	12.4	27 500
12		70	119	12.1	26 600	132	13.5	29 600	142	14.5	31 800



Diameter mm	inch	Weight kg/100m	Min. breaking force 1770 N/mm ²			Min. breaking force 1960 N/mm ²			Min. breaking force 2160 N/mm ²		
			kN	metric tons	lbs	kN	metric tons	lbs	kN	metric tons	lbs
	½	78	134	13.7	30 000	149	15.2	33 400	160	16.3	35 800
13		83	141	14.4	31 600	156	15.9	35 100	168	17.1	37 600
14		95	162	16.5	36 400	181	18.5	40 500	194	19.8	43 500
	⅝	99	169	17.2	37 900	188	19.2	42 100	202	20.6	45 300
15		109	186	19.0	41 700	207	21.1	46 400	222	22.6	49 800
	⅞	122	211	21.5	47 300	234	23.9	52 500	251	25.6	56 400
16		126	214	21.8	48 100	238	24.3	53 400	256	26.1	57 400
17		141	240	24.5	54 000	267	27.2	60 000	287	29.3	64 400
18		159	271	27.6	60 800	301	30.7	67 500	323	32.9	72 500
19		176	300	30.6	67 300	333	33.9	74 800	358	36.5	80 300
	¾	176	301	30.7	67 700	335	34.1	75 200	360	36.7	80 700
20		196	334	34.0	75 000	371	37.8	83 400	398	40.6	89 500
21		218	371	37.8	83 300	412	42.0	92 500	442	45.1	99 400
22		238	406	41.4	91 200	451	46.0	101 400	485	49.4	108 900
	⅞	240	414	42.2	93 100	460	46.9	103 400	494	50.4	111 000
23		260	442	45.1	99 400	491	50.1	110 400	528	53.8	118 600
24		282	481	49.0	108 000	534	54.4	120 000	573	58.4	128 800
25		301	512	52.2	115 000	569	58.0	127 800	611	62.3	137 300
	1	313	529	53.9	118 700	587	59.8	131 900	631	64.3	141 700
26		325	554	56.5	124 400	616	62.8	138 300	661	67.4	148 400
27		350	596	60.8	133 900	662	67.5	148 800	711	72.5	159 700
28		383	652	66.5	146 600	725	73.9	162 900	778	79.3	174 900
	1 ⅛	396	675	68.8	151 600	750	76.5	168 500	805	82.1	180 900
29		406	692	70.5	155 400	769	78.4	172 700	825	84.1	185 400
30		434	740	75.4	166 300	822	83.8	184 700	883	90.0	198 400
31		461	786	80.1	176 600	874	89.1	196 300	938	95.6	210 800
	1 ¼	489	829	84.5	186 300	921	93.9	207 000	989	100	222 200
32		495	844	86.0	189 500	937	95.5	210 600	1 006	102	226 000
33		525	895	91.2	201 100	995	101	223 500	1 068	108	240 000
34		559	952	97.0	213 800	1 058	107	237 600	1 136	115	255 100
	1 ⅝	592	1 009	102	226 700	1 121	114	251 800	1 204	122	270 500
35		595	1 013	103	227 700	1 126	114	252 900	1 209	123	271 700
36		629	1 072	109	240 900	1 191	121	267 700	1 279	130	287 400
37		665	1 132	115	254 400	1 258	128	282 700	1 351	137	303 500
38		701	1 194	121	268 400	1 327	135	298 200	1 425	145	320 200
	1 ½	705	1 201	122	269 800	1 334	135	299 800	1 432	145	321 800
39		738	1 258	128	282 700	1 398	142	314 100	1 501	153	337 300
40		777	1 323	134	297 400	1 471	149	330 400	1 579	160	354 800
41		816	1 390	141	312 300	1 545	157	347 200	1 659	169	372 700
	1 ⅞	827	1 409	143	316 600	1 566	159	351 900	1 682	171	377 800
42		856	1 459	148	327 900	1 621	165	364 300	1 741	177	391 200
43		898	1 529	155	343 600	1 700	173	381 900	1 825	186	410 000
44		940	1 601	163	359 900	1 780	181	399 900	1 910	194	429 300
	2	959	1 634	166	367 200	1 816	185	408 100	1 950	198	438 200
45		983	1 675	170	376 400	1 861	189	418 300	1 999	203	449 100
46		1 027	1 750	178	393 300	1 945	198	437 000	2 088	212	469 200
47		1 072	1 827	186	410 600	2 030	206	456 200	2 180	222	489 900
	2 ⅛	1 101	1 877	191	421 700	2 085	212	468 500	2 239	228	503 100
48		1 118	1 906	194	428 300	2 117	215	475 800	2 273	231	510 900
49		1 165	1 986	202	446 300	2 207	224	495 900	2 370	241	532 500
50		1 214	2 068	210	464 700	2 298	234	516 400	2 467	251	554 400
	2 ¼	1 253	2 135	217	479 700	2 372	241	533 000	2 547	259	572 300
51		1 263	2 152	219	483 500	2 391	243	537 200	2 567	261	576 800
52		1 313	2 237	228	502 600	2 485	253	558 500	2 668	271	599 600
53		1 364	2 323	236	522 100	2 582	263	580 200	2 772	282	623 000
	2 ⅝	1 414	2 410	245	541 600	2 679	273	601 900	2 876	293	646 300
54		1 415	2 412	245	542 100	2 681	273	602 400	2 878	293	646 800
55		1 468	2 503	255	562 300	2 781	283	624 800	2 986	304	670 900
56		1 522	2 594	264	583 000	2 883	293	647 800	3 095	315	695 500
57		1 577	2 695	274	604 000	2 984	304	671 000	3 209	327	720 500

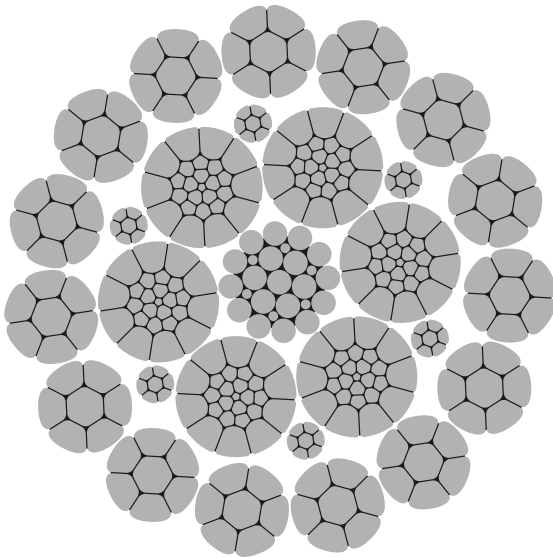
DIEPA B5 SERIES

Diameter		Weight kg/100m	Min. breaking force 1770 N/mm ²			Min. breaking force 1960 N/mm ²			Min. breaking force 2160 N/mm ²		
mm	inch		kN	metric tons	lbs	kN	metric tons	lbs	kN	metric tons	lbs
	2¼	1 585	2 702	275	607 200	3 002	306	674 600	3 223	328	724 300
58		1 633	2 790	284	625 300	3 090	314	695 000	3 324	338	746 100
59		1 690	2 887	294	647 100	3 197	325	719 000	3 438	350	772 000
60		1 747	2 986	304	669 300	3 307	337	743 600	3 557	362	798 300
	2½	1 766	3 011	306	676 600	3 345	340	751 800	3 592	366	807 200
61		1 806	3 086	314	691 800	3 418	348	768 600	3 676	374	825 200
62		1 866	3 188	324	714 600	3 530	359	794 000	3 797	387	852 600
63		1 927	3 292	335	737 900	3 645	371	820 000	3 921	399	880 400
	2½	1 957	3 336	340	749 600	3 707	377	833 000	3 980	405	894 300
64		1 988	3 397	346	761 400	3 762	383	846 100	4 046	412	908 500
65		2 051	3 504	357	785 400	3 880	395	872 800	4 174	425	937 100
66		2 114	3 613	368	809 900	4 000	407	899 800	4 303	438	966 100
	2¾	2 158	3 678	374	826 600	4 087	416	918 400	4 388	447	986 100
67		2 179	3 723	379	834 500	4 122	420	927 300	4 434	451	995 500
68		2 245	3 835	390	859 600	4 247	432	955 200	4 568	465	1 025 500
69		2 311	3 949	402	885 200	4 373	445	983 400	4 703	479	1 056 000
	2¾	2 368	4 037	411	907 100	4 485	457	1 007 800	4 815	490	1 082 100
70		2 379	4 064	414	911 000	4 500	458	1 012 200	4 840	493	1 086 700
71		2 447	4 181	426	937 100	4 630	471	1 041 400			
72		2 516	4 299	438	963 800	4 761	485	1 070 900			
73		2 587	4 420	450	990 700	4 894	498	1 100 800			
	2¾	2 589	4 423	450	991 500	4 898	499	1 101 700			
74		2 658	4 542	462	1 018 000	5 029	512	1 131 100			
75		2 730	4 665	475	1 045 800	5 166	526	1 162 000			
76		2 804	4 790	488	1 073 800	5 305	540	1 193 200			
	3	2 819	4 816	490	1 079 600	5 333	543	1 199 600			
77		2 878	4 917	501	1 102 300	5 445	555	1 224 800			
78		2 953	5 046	514	1 131 100	5 588	569	1 256 800			
79		3 029	5 176	527	1 160 300	5 731	584	1 289 300			
	3½	3 058	5 225	532	1 171 500	5 786	589	1 301 600			
80		3 107	5 308	541	1 189 900	5 878	599	1 322 000			
81		3 185	5 442	554	1 219 900	6 025	614	1 355 400			
82		3 264	5 577	568	1 250 100	6 176	629	1 389 100			
	3¼	3 308	5 652	576	1 267 000	6 258	637	1 407 800			
83		3 344	5 714	582	1 280 800	6 327	644	1 423 100			
84		3 425	5 852	596	1 311 900	6 480	660	1 457 600			
85		3 507	5 992	610	1 343 200	6 636	676	1 492 600			
	3¾	3 567	6 095	621	1 366 400	6 749	687	1 518 200			
86		3 590	6 134	625	1 375 100	6 793	692	1 527 800			
87		3 674	6 278	639	1 407 300	6 951	708	1 563 600			
88		3 759	6 423	654	1 439 800	7 113	725	1 599 700			
	3½	3 836	6 555	668	1 469 500	7 258	739	1 632 800			
89		3 845	6 570	669	1 472 700	7 275	741	1 636 400			
90		3 932	6 718	684	1 506 000	7 439	758	1 673 400			
91		4 020	6 868	700	1 539 600	7 605	775	1 710 700			
92		4 109	7 020	715	1 573 700	7 773	792	1 748 500			
	3¾	4 115	7 031	716	1 576 300	7 786	793	1 751 500			
93		4 198	7 173	731	1 608 100	7 943	809	1 786 800			
94		4 289	7 329	747	1 642 800	8 115	827	1 825 400			
95		4 381	7 485	762	1 678 000	8 289	844	1 864 500			
	3¾	4 404	7 525	767	1 686 900	8 332	849	1 874 400			
96		4 474	7 644	779	1 713 600	8 464	862	1 903 800			
97		4 567	7 804	795	1 749 400	8 641	880	1 943 900			
98		4 662	7 965	811	1 785 700	8 820	899	1 984 100			
	3¾	4 702	8 035	819	1 801 300	8 897	906	2 001 400			
99		4 758	8 129	828	1 822 400	9 001	917	2 024 900			
100		4 854	8 294	845	1 859 300	9 184	936	2 065 900			
101		4 952	8 460	862	1 896 700	9 369	955	2 107 300			
	4	5 011	8 561	872	1 919 300	9 480	966	2 132 600			
102		5 050	8 629	879	1 934 500	9 555	974	2 149 300			

On request



Diameter		Weight kg/100m	Min. breaking force 1770 N/mm ²			Min. breaking force 1960 N/mm ²			Min. breaking force 2160 N/mm ²		
mm	inch		kN	metric tons	lbs	kN	metric tons	lbs	kN	metric tons	lbs
103		5 150	8 799	896	1 972 500	9 744	993	2 191 700	On request		
104		5 250	8 970	914	2 011 000	9 933	1 012	2 234 500			
	4 1/8	5 329	9 105	928	2 041 200	10 082	1 027	2 268 000			
105		5 352	9 144	932	2 049 900	10 125	1 032	2 277 600			
106		5 454	9 319	949	2 089 100	10 319	1 051	2 321 300			
107		5 557	9 496	967	2 128 700	10 515	1 071	2 365 300			
	4 1/4	5 657	9 665	985	2 166 800	10 702	1 090	2 407 500			
108		5 662	9 673	986	2 168 700	10 712	1 091	2 409 700			
109		5 767	9 854	1 004	2 209 100	10 912	1 112	2 454 400			
110		5 873	10 036	1 023	2 249 700	11 113	1 132	2 499 700			
111		5 981	10 219	1 041	2 290 900	11 316	1 153	2 545 400			
	4 3/8	5 994	10 242	1 044	2 296 100	11 341	1 156	2 551 200			
112		6 089	10 404	1 060	2 332 300	11 520	1 174	2 591 600			
113		6 198	10 590	1 079	2 374 200	11 727	1 195	2 638 000			
114		6 308	10 779	1 098	2 416 400	11 935	1 216	2 684 800			
	4 1/2	6 342	10 835	1 104	2 429 200	11 999	1 223	2 699 100			
115		6 420	10 969	1 118	2 459 000	12 146	1 238	2 732 100			
116		6 532	11 160	1 137	2 501 800	12 358	1 259	2 780 000			
117		6 645	11 353	1 157	2 545 300	12 572	1 281	2 828 100			
	4 5/8	6 699	11 446	1 166	2 566 000	12 674	1 291	2 851 100			
118		6 759	11 548	1 177	2 588 900	12 788	1 303	2 876 600			
119		6 874	11 745	1 197	2 633 000	13 006	1 325	2 925 600			
120		6 990	11 943	1 217	2 677 400	13 225	1 348	2 974 900			



ROPE DESIGN OPTIONS

- DIEPA **B60** Ordinary lay
- DIEPA **B63** Ordinary lay with internal plastic component
- ▶ DIEPA **B65** Lang lay
- DIEPA **B68** Lang lay with internal plastic component

PROPERTIES

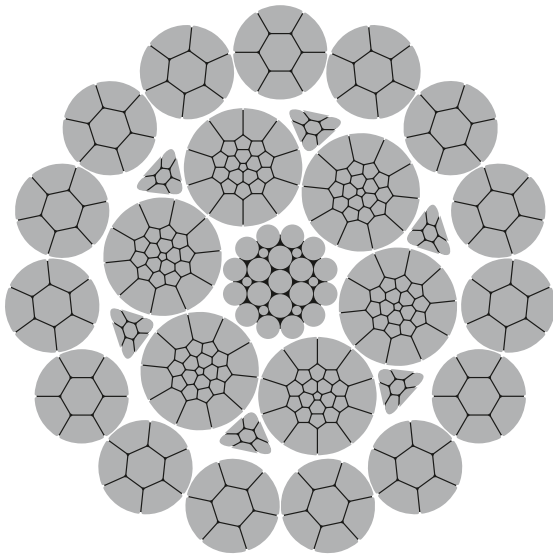
- Rotation resistant
- Compacted outer strands
- Very high breaking force

TECHNICAL DATA

Load-bearing wires	105	Ø 12–49 mm	RCN.23-2
in outer strands/	255	Ø 50–70 mm	RCN.27
RCN acc. to ISO 4309			
Total number	328	Ø 12–49 mm	
of wires	549	Ø 50–70 mm	
Fill factor	0.7357		
Spinning loss factor	0.8450	at 1770 N/mm ²	
	0.8450	at 1960 N/mm ²	
	0.8250	at 2160 N/mm ²	

Diameter mm	inch	Weight kg/100m	Min. breaking force 1770 N/mm ²			Min. breaking force 1960 N/mm ²			Min. breaking force 2160 N/mm ²		
			kN	metric tons	lbs	kN	metric tons	lbs	kN	metric tons	lbs
12		72	123	12.5	27 600	137	14.0	30 700	148	15.1	33 000
	½	80	139	14.2	31 200	154	15.7	34 700	166	16.9	37 200
13		85	147	15.0	32 800	162	16.5	36 400	175	17.8	39 100
14		98	169	17.2	37 900	188	19.2	42 100	202	20.6	45 100
	⅝	102	176	17.9	39 400	195	19.9	43 800	209	21.3	47 000
15		112	194	19.8	43 300	215	21.9	48 200	232	23.6	51 800
	¾	125	218	22.2	49 000	243	24.8	54 600	261	26.6	58 700
16		130	223	22.7	49 900	248	25.3	55 500	266	27.1	59 700
17		145	250	25.5	56 100	278	28.3	62 300	299	30.5	67 000
18		163	281	28.6	63 100	313	31.9	70 200	337	34.4	75 300
19		181	312	31.8	69 900	347	35.4	77 800	373	38.0	83 600
	¾	181	313	31.9	70 300	348	35.5	78 200	374	38.1	84 100
20		201	347	35.4	78 000	386	39.3	86 600	416	42.4	93 000
21		224	386	39.3	86 500	428	43.6	96 200	461	47.0	103 300
22		245	422	43.0	94 700	470	47.9	105 300	505	51.5	113 200
	¾	247	430	43.8	96 700	478	48.7	107 400	514	52.4	115 400
23		267	460	46.9	103 200	512	52.2	114 700	550	56.1	123 200
24		290	500	51.0	112 300	556	56.7	124 700	598	61.0	134 000
25		309	532	54.2	119 500	592	60.3	132 800	637	64.9	142 800

Diameter mm	inch	Weight kg/100m	Min. breaking force 1770 N/mm ²			Min. breaking force 1960 N/mm ²			Min. breaking force 2160 N/mm ²		
			kN	metric tons	lbs	kN	metric tons	lbs	kN	metric tons	lbs
1		322	549	56.0	123 400	610	62.2	137 100	656	66.9	147 400
26		334	577	58.8	129 400	640	65.2	143 800	689	70.2	154 400
27		360	620	63.2	139 200	689	70.2	154 600	740	75.4	166 100
28		394	678	69.1	152 400	754	76.9	169 400	811	82.7	181 800
1 1/8		407	702	71.6	157 600	780	79.5	175 300	837	85.3	188 100
29		417	719	73.3	161 500	800	81.5	179 600	860	87.7	192 700
30		446	770	78.5	172 900	856	87.3	192 200	919	93.7	206 200
31		474	818	83.4	183 700	909	92.7	204 100	977	99.6	219 200
1 1/4		503	862	87.9	193 600	958	97.7	215 200	1 029	104	231 100
32		509	877	89.4	197 000	975	99.4	219 000	1 048	106	235 200
33		540	931	94.9	209 200	1 035	105	232 400	1 113	113	249 600
34		575	990	100	222 400	1 100	112	247 100	1 183	120	265 500
1 3/8		609	1 049	106	235 700	1 166	118	261 900	1 252	127	281 400
35		612	1 054	107	236 700	1 171	119	263 100	1 258	128	282 600
36		647	1 115	113	250 500	1 240	126	278 400	1 332	135	299 000
37		684	1 178	120	264 600	1 309	133	294 000	1 406	143	315 900
38		721	1 243	126	279 200	1 381	140	310 100	1 483	151	333 100
1 1/2		725	1 249	127	280 600	1 388	141	311 800	1 490	151	334 800
39		759	1 309	133	294 000	1 455	148	326 800	1 562	159	350 900
40		799	1 377	140	309 400	1 530	155	343 600	1 643	167	369 100
41		839	1 446	147	325 000	1 608	163	361 100	1 727	176	387 800
1 5/8		850	1 466	149	329 400	1 629	166	366 000	1 750	178	393 100
42		880	1 518	154	341 000	1 687	171	378 900	1 812	184	406 900
43		923	1 591	162	357 400	1 769	180	397 200	1 899	193	426 500
44		966	1 666	169	374 300	1 851	188	415 800	1 989	202	446 700
1 3/4		986	1 700	173	382 000	1 889	192	424 400	2 029	206	455 900
45		1 011	1 743	177	391 500	1 936	197	435 000	2 080	212	467 300
46		1 056	1 821	185	409 100	2 023	206	454 500	2 173	221	488 300
47		1 102	1 901	193	427 100	2 113	215	474 600	2 269	231	509 700
1 7/8		1 132	1 952	198	438 600	2 169	221	487 400	2 329	237	523 400
48		1 149	1 983	202	445 500	2 203	224	495 000	2 366	241	531 600
49		1 198	2 067	210	464 200	2 296	234	515 800	2 466	251	554 000
50		1 248	2 152	219	483 400	2 391	243	537 100	2 567	261	576 800
2		1 288	2 221	226	499 000	2 467	251	554 400	2 650	270	595 400
51		1 298	2 239	228	502 900	2 488	253	558 800	2 672	272	600 200
52		1 350	2 327	237	522 800	2 586	263	581 000	2 778	283	624 000
53		1 402	2 417	246	543 200	2 687	273	603 600	2 885	294	648 200
2 1/8		1 454	2 507	255	563 400	2 786	283	626 100	2 992	304	672 400
54		1 455	2 510	255	563 800	2 788	284	626 600	2 995	305	672 900
55		1 509	2 603	265	585 100	2 893	294	650 100	3 107	316	698 100
56		1 565	2 699	275	606 400	2 999	305	673 900	3 221	328	723 700
57		1 621	2 803	285	628 300	3 105	316	698 100	3 340	340	749 700
2 1/4		1 630	2 811	286	631 600	3 123	318	701 800	3 354	341	753 700
58		1 679	2 902	295	650 500	3 214	327	722 800	3 459	352	776 300
59		1 737	3 004	306	673 100	3 326	339	748 000	3 578	364	803 300
60		1 796	3 106	316	696 200	3 440	350	773 500	3 701	377	830 800
2 3/8		1 814	3 132	319	703 900	3 480	354	782 100	3 738	381	839 900
61		1 857	3 211	327	719 600	3 555	362	799 600	3 825	389	858 800
62		1 918	3 317	338	743 300	3 673	374	826 000	3 951	402	887 100
63		1 981	3 424	349	767 600	3 792	386	852 900	4 080	415	916 100
2 1/2		2 012	3 470	353	779 800	3 856	393	866 500	4 141	422	930 600
64		2 044	3 534	360	792 100	3 913	398	880 200	4 211	429	945 300
65		2 108	3 646	371	817 100	4 037	411	907 900	4 343	442	975 200
66		2 173	3 759	383	842 400	4 162	424	936 000	4 478	456	1 005 400
2 5/8		2 218	3 826	390	859 900	4 252	433	955 400	4 566	465	1 026 100
67		2 240	3 873	394	868 100	4 289	437	964 700	4 615	470	1 036 000
68		2 308	3 990	406	894 200	4 418	450	993 700	4 754	484	1 067 200
69		2 376	4 108	418	920 800	4 549	463	1 023 100	4 894	498	1 098 800
2 3/4		2 434	4 199	428	943 600	4 665	475	1 048 400	5 011	510	1 126 000
70		2 446	4 228	430	947 700	4 681	477	1 052 900	5 037	513	1 130 800



ROPE DESIGN OPTIONS

- DIEPA **B70** Ordinary lay
- DIEPA **B73** Ordinary lay with internal plastic component
- ▶ DIEPA **B75** Lang lay
- DIEPA **B78** Lang lay with internal plastic component

PROPERTIES

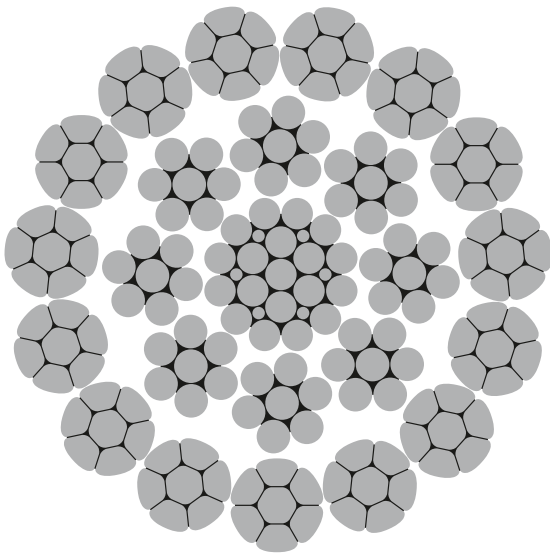
- Rotation resistant
- Compacted outer strands
- Extremely high breaking force

TECHNICAL DATA

Load-bearing wires in outer strands/ RCN acc. to ISO 4309	105 Ø 12–44 mm	RCN.23-2
Total number of wires	328 Ø 12–44 mm	
Fill factor	0.7550	
Spinning loss factor	0.8450	

Diameter mm inch	Weight kg/100m	Min. breaking force 1770 N/mm ²			Min. breaking force 1960 N/mm ²			Min. breaking force 2160 N/mm ²		
		kN	metric tons	lbs	kN	metric tons	lbs	kN	metric tons	lbs
12	74	129	13.1	29 100	144	14.7	32 200	156	15.9	34 700
13	82	146	14.9	32 800	162	16.5	36 400	175	17.8	39 100
14	87	155	15.8	34 500	170	17.3	38 300	184	18.8	41 100
15	100	178	18.1	39 700	198	20.2	44 200	213	21.7	47 500
16	104	185	18.9	41 500	205	20.9	46 100	220	22.4	49 500
17	115	204	20.8	45 500	226	23.0	50 700	244	24.9	54 400
18	128	228	23.2	51 200	254	25.9	56 900	272	27.7	61 100
19	133	235	24.0	52 400	261	26.6	58 400	280	28.5	62 800
20	148	263	26.8	58 900	292	29.8	65 500	315	32.1	70 400
21	167	296	30.2	66 300	329	33.5	73 800	355	36.2	79 200
22	185	328	33.4	73 600	365	37.2	81 700	392	40.0	87 900
23	185	329	33.5	73 800	365	37.2	82 000	392	40.0	88 100
24	206	365	37.2	82 000	406	41.4	91 000	438	44.6	97 700
25	229	406	41.4	90 900	450	45.9	101 100	485	49.4	108 600
26	250	444	45.3	99 600	494	50.4	110 700	531	54.1	119 000
27	252	449	45.8	100 400	497	50.7	111 600	534	54.4	119 900
28	274	484	49.3	108 500	539	54.9	120 700	579	59.0	129 600
29	297	526	53.6	118 000	585	59.6	131 100	629	64.1	140 900

Diameter		Weight kg/100m	Min. breaking force 1770 N/mm ²			Min. breaking force 1960 N/mm ²			Min. breaking force 2160 N/mm ²		
mm	inch		kN	metric tons	lbs	kN	metric tons	lbs	kN	metric tons	lbs
25		317	560	57.1	125 700	623	63.5	139 600	670	68.3	150 200
	1	329	586	59.7	131 200	649	66.2	145 800	697	71.0	156 600
26		342	607	61.9	136 100	673	68.6	151 200	725	73.9	162 300
27		368	652	66.5	146 300	725	73.9	162 500	778	79.3	174 700
28		403	713	72.7	160 200	793	80.8	178 100	853	87.0	191 200
	1 1/8	417	741	75.5	166 100	821	83.7	184 600	884	90.1	198 200
29		427	756	77.1	169 900	842	85.8	188 900	905	92.3	202 700
30		457	810	82.6	181 800	901	91.8	202 100	967	98.6	216 900
31		485	861	87.8	193 200	956	97.5	214 700	1 028	104	230 600
	1 1/4	514	915	93.3	205 000	1 013	103	227 900	1 090	111	244 700
32		521	923	94.1	207 200	1 026	104	230 300	1 102	112	247 300
33		552	979	99.8	220 000	1 089	111	244 400	1 171	119	262 500
34		588	1 041	106	233 900	1 157	117	259 900	1 245	126	279 300
	1 3/8	623	1 108	112	248 100	1 227	125	275 700	1 318	134	296 100
35		626	1 109	113	249 000	1 232	125	276 700	1 323	134	297 200
36		662	1 173	119	263 500	1 304	132	292 800	1 401	142	314 500
37		700	1 239	126	278 300	1 377	140	309 300	1 479	150	332 300
38		737	1 308	133	293 600	1 453	148	326 200	1 560	159	350 400
	1 1/2	742	1 318	134	295 300	1 459	148	328 100	1 571	160	352 400
39		777	1 377	140	309 500	1 531	156	344 100	1 624	165	365 000
40		818	1 449	147	325 700	1 610	164	361 900	1 709	174	384 200
41		859	1 521	155	311 900	1 692	172	380 370	1 796	183	403 700
	1 5/8	871	1 542	157	346 600	1 714	174	385 300	1 820	185	409 100
42		902	1 597	162	359 000	1 775	180	399 000	1 884	192	423 500
43		945	1 674	170	376 300	1 861	189	418 300	1 975	201	443 900
44		990	1 753	178	349 000	1 947	198	437 700	2 069	210	465 100



ROPE DESIGN OPTIONS

- DIEPA **C40** Ordinary lay
- ▶ DIEPA **C45** Lang lay

PROPERTIES

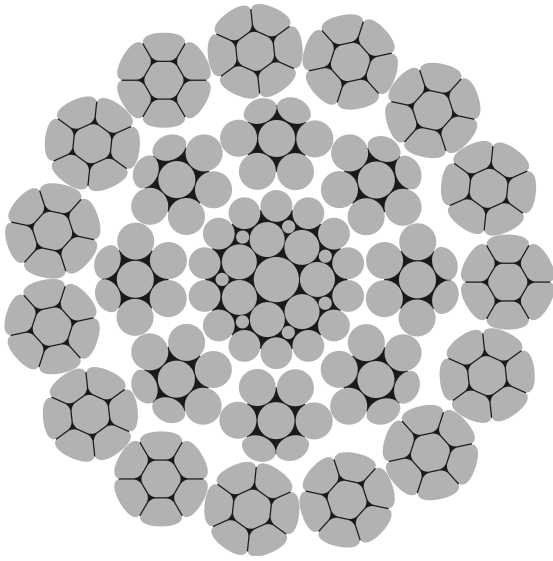
- Rotation resistant
- Compacted outer strands

TECHNICAL DATA

Load-bearing wires in outer strands/ RCN acc. to ISO 4309	105 Ø 6–40 mm	RCN.23-2
Total number of wires	154 Ø 6–7 mm 186 Ø 8–40 mm	
Fill factor	0.6441	
Spinning loss factor	0.8300 at 1770 N/mm ² 0.8300 at 1960 N/mm ² 0.8100 at 2160 N/mm ²	

Diameter mm	inch	Weight kg/100m	Min. breaking force 1770 N/mm ²			Min. breaking force 1960 N/mm ²			Min. breaking force 2160 N/mm ²		
			kN	metric tons	lbs	kN	metric tons	lbs	kN	metric tons	lbs
6		17	26.8	2.7	5 800	29.6	3.0	6 500	31.9	3.3	7 000
	¼	19	30.0	3.1	6 700	33.2	3.4	7 400	35.7	3.6	7 900
6.5		20	31.4	3.2	6 900	34.8	3.5	7 700	37.4	3.8	8 300
7		23	36.4	3.7	8 100	40.3	4.1	9 000	43.4	4.4	9 700
7.5		26	41.8	4.3	9 200	46.3	4.7	10 200	49.8	5.1	11 100
	5/16	29	46.8	4.8	10 400	51.8	5.3	11 600	55.8	5.7	12 500
8		30	47.6	4.9	10 500	52.7	5.4	11 700	56.6	5.8	12 600
8.5		34	53.7	5.5	11 900	59.5	6.1	13 300	63.9	6.5	14 200
9		38	60.2	6.1	13 400	66.7	6.8	14 900	71.7	7.3	15 900
9.5		42	67.1	6.8	14 900	74.3	7.6	16 600	79.9	8.1	17 800
	¾	42	67.4	6.9	15 100	74.7	7.6	16 700	80.3	8.2	18 000
10		47	74.3	7.6	16 600	82.3	8.4	18 400	88.3	9.0	19 700
11		56	89.9	9.2	20 000	99.6	10.2	22 300	107	10.9	23 900
	7/16	57	91.8	9.4	20 500	102	10.4	22 800	109	11.1	24 500
12		67	107	10.9	23 900	119	12.1	26 500	127	12.9	28 500
	½	75	120	12.2	26 800	133	13.6	29 800	143	14.6	32 000
13		79	126	12.8	28 100	139	14.2	31 100	150	15.3	33 500
14		91	146	14.9	32 600	161	16.4	36 200	173	17.6	38 900

Diameter mm	inch	Weight kg/100m	Min. breaking force 1770 N/mm ²			Min. breaking force 1960 N/mm ²			Min. breaking force 2160 N/mm ²		
			kN	metric tons	lbs	kN	metric tons	lbs	kN	metric tons	lbs
	1/16	95	152	15.5	33 900	168	17.1	37 700	181	18.5	40 500
15		105	167	17.0	37 400	185	18.9	41 500	199	20.3	44 600
	5/8	117	187	19.1	41 900	207	21.1	46 600	223	22.7	50 000
16		119	190	19.4	42 500	211	21.5	47 200	227	23.1	50 700
17		135	215	21.9	48 000	238	24.3	53 400	256	26.1	57 300
18		151	241	24.6	53 900	267	27.2	59 900	287	29.3	64 300
19		168	268	27.3	60 000	297	30.3	66 700	319	32.5	71 600
	3/4	169	270	27.5	60 400	299	30.5	67 100	321	32.7	72 000
20		186	297	30.3	66 500	329	33.5	73 900	354	36.1	79 300
21		205	328	33.4	73 400	363	37.0	81 500	390	39.8	87 500
22		225	360	36.7	80 500	398	40.6	89 500	428	43.6	96 100
	7/8	230	367	37.4	82 200	407	41.5	91 400	437	44.5	98 100
23		246	393	40.1	88 000	435	44.3	97 800	468	47.7	105 000
24		268	428	43.6	95 900	474	48.3	106 500	509	51.9	114 400
25		291	464	47.3	104 000	514	52.4	115 600	553	56.4	124 100
	1	300	479	48.8	107 400	531	54.1	119 400	571	58.2	128 100
26		315	502	51.2	112 500	556	56.7	125 100	599	61.1	134 200
27		339	542	55.2	121 300	600	61.2	134 900	646	65.9	144 700
28		365	583	59.4	130 600	645	65.7	145 000	694	70.7	155 700
	1 1/8	380	607	61.9	136 000	672	68.5	151 100	723	73.7	162 200
29		391	625	63.7	140 100	692	70.5	155 600	744	75.8	166 900
30		419	669	68.2	149 900	741	75.5	166 500	796	81.1	178 700
31		447	714	72.8	160 000	791	80.6	177 900	851	86.7	190 900
	1 1/4	469	749	76.4	167 900	830	84.6	186 600	892	90.9	200 300
32		477	761	77.6	170 500	843	85.9	189 400	906	92.4	203 300
33		507	809	82.5	181 400	896	91.3	201 500	964	98.3	216 200
34		538	859	87.6	192 500	951	96.9	213 900	1 023	104	229 700
	1 3/8	568	907	92.5	203 100	1 004	102	225 700	1 080	110	242 300
35		570	910	92.8	204 000	1 008	102	226 700	1 085	110	243 300
36		603	963	98.2	215 800	1 067	108	239 800	1 147	116	257 400
37		637	1 018	103	228 000	1 126	114	253 400	1 212	123	272 000
38		672	1 073	109	240 500	1 189	121	267 100	1 278	130	286 900
	1 1/2	676	1 079	109	241 800	1 195	121	268 700	1 285	130	288 400
39		708	1 130	115	253 300	1 252	127	281 400	1 346	137	302 100
40		745	1 189	121	266 400	1 316	134	296 000	1 416	144	317 900



ROPE DESIGN OPTIONS

- DIEPA **C50** Ordinary lay
- ▶ DIEPA **C55** Lang lay

PROPERTIES

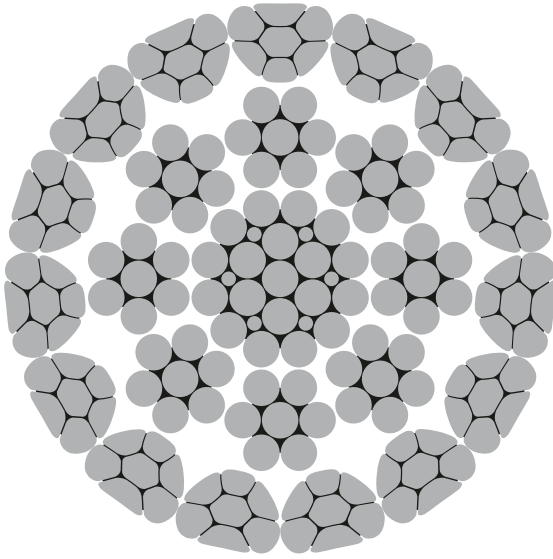
- Rotation resistant
- Compacted outer strands
- Compacted rope core

TECHNICAL DATA

Load-bearing wires in outer strands/ RCN acc. to ISO 4309	105 Ø 6–40 mm	RCN.23-2
Total number of wires	154 Ø 6–7 mm 186 Ø 8–40 mm	
Fill factor	0.6775	
Spinning loss factor	0.8300 at 1770 N/mm ² 0.8300 at 1960 N/mm ² 0.8100 at 2160 N/mm ²	

Diameter mm inch	Weight kg/100m	Min. breaking force 1770 N/mm ²			Min. breaking force 1960 N/mm ²			Min. breaking force 2160 N/mm ²		
		kN	metric tons	lbs	kN	metric tons	lbs	kN	metric tons	lbs
6	17	31.2	3.2	7 000	34.3	3.5	7 700	36.5	3.7	8 200
6.5	19	34.9	3.6	7 800	38.5	3.9	8 600	40.8	4.2	9 200
7	20	36.6	3.7	8 200	40.3	4.1	9 100	42.8	4.4	9 600
7.5	24	42.4	4.3	9 500	46.7	4.8	10 500	49.6	5.1	11 200
8	27	48.7	5.0	10 900	53.7	5.5	12 100	57.0	5.8	12 800
8.5	30	54.6	5.6	12 300	60.1	6.1	13 500	63.9	6.5	14 300
9	31	55.4	5.6	12 500	61.1	6.2	13 700	64.8	6.6	14 600
9.5	35	62.5	6.4	14 100	68.9	7.0	15 500	73.2	7.5	16 400
10	39	70.1	7.1	15 800	77.3	7.9	17 400	82.0	8.4	18 400
11	43	78.1	8.0	17 600	86.1	8.8	19 300	91.4	9.3	20 500
12	44	78.5	8.0	17 600	86.5	8.8	19 400	91.8	9.4	20 600
13	48	86.6	8.8	19 500	95.4	9.7	21 400	101	10.3	22 800
14	58	104	10.7	23 500	115	11.8	25 900	122	12.5	27 500
15	59	106	10.9	24 000	117	12.0	26 500	125	12.7	28 100
16	69	124	12.7	28 000	137	14.0	30 900	145	14.9	32 800
17	78	139	14.2	31 400	153	15.7	34 600	163	16.7	36 700
18	81	146	14.9	32 900	161	16.4	36 200	171	17.4	38 500
19	94	169	17.3	38 100	186	19.1	42 000	198	20.2	44 600

Diameter		Weight kg/100m	Min. breaking force 1770 N/mm ²			Min. breaking force 1960 N/mm ²			Min. breaking force 2160 N/mm ²		
mm	inch		kN	metric tons	lbs	kN	metric tons	lbs	kN	metric tons	lbs
	5/16	98	176	18.0	39 700	194	19.9	43 800	206	21.1	46 500
15		108	194	19.9	43 800	214	21.9	48 200	227	23.2	51 200
	3/8	122	218	22.3	49 100	240	24.5	54 100	255	26.0	57 400
16		123	221	22.6	49 800	244	24.9	54 900	259	26.4	58 300
17		139	250	25.5	56 200	275	28.1	62 000	292	29.8	65 800
18		156	280	28.6	63 000	309	31.5	69 500	328	33.5	73 700
19		174	312	31.9	70 200	344	35.1	77 400	365	37.3	82 200
	3/4	175	314	32.0	70 600	346	35.3	77 800	367	37.5	82 600
20		193	346	35.3	77 800	381	38.9	85 800	405	41.3	91 000
21		213	381	38.9	85 800	420	42.9	94 500	446	45.5	100 400
22		233	418	42.7	94 200	461	47.1	103 800	490	50.0	110 200
	7/8	238	427	43.6	96 000	470	48.0	105 800	500	51.0	112 400
23		255	457	46.7	102 900	504	51.4	113 400	535	54.6	120 400
24		278	498	50.8	112 100	549	56.0	123 500	583	59.5	131 100
25		301	541	55.1	121 600	596	60.8	134 000	633	64.5	142 300
	1	311	558	56.9	125 500	615	62.7	138 300	653	66.6	146 900
26		326	585	59.7	131 500	644	65.7	144 900	684	69.8	153 900
27		351	631	64.3	141 800	695	70.9	156 300	738	75.3	165 900
28		378	678	69.2	152 500	747	76.2	168 100	794	80.9	178 500
	1 1/8	394	707	72.1	158 900	779	79.4	175 100	827	84.3	185 900
29		405	727	74.2	163 600	802	81.8	180 300	851	86.8	191 400
30		434	779	79.4	175 100	858	87.5	192 900	911	92.9	204 900
31		463	831	84.8	186 900	916	93.5	206 000	973	99.2	218 700
	1 1/4	486	872	89.0	196 100	961	98.0	216 100	1 021	104	229 500
32		493	886	90.4	199 200	976	99.6	219 500	1 037	105	233 100
33		525	942	96.1	211 800	1 038	105	233 500	1 103	112	247 900
34		557	1 000	102	224 900	1 102	112	247 800	1 170	119	263 100
	1 3/8	588	1 056	107	237 300	1 163	118	261 600	1 235	125	277 700
35		590	1 060	108	238 300	1 168	119	262 600	1 240	126	278 800
36		625	1 121	114	252 100	1 236	126	277 800	1 312	133	295 000
37		660	1 185	120	266 300	1 305	133	293 500	1 386	141	311 600
38		696	1 249	127	280 900	1 377	140	309 600	1 462	149	328 700
	1 1/2	700	1 256	128	282 400	1 384	141	311 200	1 470	149	330 400
39		733	1 316	134	295 900	1 450	147	326 100	1 540	157	346 200
40		771	1 385	141	311 300	1 526	155	343 000	1 620	165	364 200



ROPE DESIGN OPTIONS

- DIEPA **K40** Ordinary lay
- ▶ DIEPA **K43** Ordinary lay with internal plastic component
- DIEPA **K45** Lang lay
- DIEPA **K48** Lang lay with internal plastic component

PROPERTIES

- Rotation resistant
- Compacted outer strands
- Compacted rope
- Special rope for drilling rigs with Kelly-bar

TECHNICAL DATA

Load-bearing wires in outer strands/ RCN acc. to ISO 4309	105 Ø 18–46 mm	RCN.23-2
Total number of wires	186 Ø 18–46 mm	
Fill factor	0.6850	
Spinning loss factor	0.8300	

Diameter mm inch	Weight kg/100m	Min. breaking force 1770 N/mm ²			Min. breaking force 1960 N/mm ²			Min. breaking force 2160 N/mm ²		
		kN	metric tons	lbs	kN	metric tons	lbs	kN	metric tons	lbs
18	157	256	26.1	57 300	284	29.0	63 700	On request		
19	175	286	29.2	63 900	316	32.2	70 900			
¾	176	287	29.3	64 200	318	32.4	71 400			
20	194	316	32.2	70 700	350	35.7	78 500			
21	214	349	35.6	78 000	386	39.3	86 700			
22	234	383	39.0	85 600	423	43.1	95 200			
⅞	239	390	39.8	87 500	432	44.0	97 200			
23	256	418	42.6	93 500	463	47.2	104 000			
24	279	456	46.5	101 900	504	51.4	113 300			
25	303	494	50.4	110 600	547	55.8	122 900			
1	312	510	52.0	114 300	565	57.6	127 000			
26	327	535	54.5	119 700	592	60.3	132 900			
27	353	576	58.7	129 000	638	65.0	143 400			
28	380	620	63.2	138 700	686	69.9	154 300			
1 ⅙	395	645	65.7	144 600	715	72.9	160 700			
29	407	665	67.8	148 900	736	75.0	165 400			
30	436	711	72.5	159 300	788	80.3	177 000			
31	465	759	77.4	170 100	841	85.7	189 100			

Diameter		Weight kg/100m	Min. breaking force 1770 N/mm²			Min. breaking force 1960 N/mm²			Min. breaking force 2160 N/mm²		
mm	inch		kN	metric tons	lbs	kN	metric tons	lbs	kN	metric tons	lbs
	1¼	488	797	81.2	178 600	882	89.9	198 400	On request		
32		496	809	82.5	181 300	896	91.3	201 500			
33		527	861	87.8	192 900	953	97.1	214 200			
34		560	914	93.2	204 600	1 012	103	227 500			
	1⅝	591	964	98.3	216 100	1 068	108	240 100			
35		593	969	98.8	216 900	1 072	109	241 000			
36		628	1 024	104	229 600	1 135	115	255 000			
37		663	1 082	110	242 500	1 199	122	269 500			
38		699	1 141	116	255 700	1 264	128	284 100			
	1½	703	1 147	116	257 200	1 270	129	285 700			
39		736	1 202	122	269 400	1 331	135	299 300			
40		775	1 265	128	283 400	1 400	142	314 900			
41		814	1 329	135	297 700	1 472	150	330 900			
	1.625	825	1 347	137	301 800	1 491	151	335 300			
42		854	1 394	142	312 500	1 544	157	347 200			
43		895	1 462	149	327 600	1 619	165	363 900			
44		937	1 531	156	342 900	1 694	172	381 000			
	1.75	957	1 562	159	350 000	1 729	176	388 900			
45		981	1 600	163	358 700	1 772	180	398 500			
46		1 025	1 672	170	374 800	1 852	188	416 400			

NON-ROTATION RESISTANT ROPES MUST BE USED FOR

the lifting of a **guided load**

the lifting of loads with right-handed and left-handed ropes operating in pairs


the lifting of an **unguided load** on **several falls** at a lifting height up to $1000 \times d$

⚠ Non-rotation resistant ropes must not be used with swivel.
📞 If there are any questions, please contact us.

NON-ROTATION RESISTANT ROPES NOMENCLATURE


<div style="border: 1px solid black; padding: 5px; width: 30px; margin: 0 auto;">X</div> <div style="border: 1px solid black; padding: 5px; width: 30px; margin: 0 auto;">L</div> <div style="border: 1px solid black; padding: 5px; width: 30px; margin: 0 auto;">H</div> <div style="border: 1px solid black; padding: 5px; width: 30px; margin: 0 auto;">W</div>	<div style="border: 1px solid black; padding: 5px; width: 30px; margin: 0 auto;">4</div> <div style="border: 1px solid black; padding: 5px; width: 30px; margin: 0 auto;">5</div> <div style="border: 1px solid black; padding: 5px; width: 30px; margin: 0 auto;">6</div> <div style="border: 1px solid black; padding: 5px; width: 30px; margin: 0 auto;">7</div>	<div style="border: 1px solid black; padding: 5px; width: 30px; margin: 0 auto;">0</div> <div style="border: 1px solid black; padding: 5px; width: 30px; margin: 0 auto;">3</div> <div style="border: 1px solid black; padding: 5px; width: 30px; margin: 0 auto;">5</div> <div style="border: 1px solid black; padding: 5px; width: 30px; margin: 0 auto;">8</div>	<p>ORDINARY LAY</p> <p>ORDINARY LAY WITH PLASTIC COMPONENT</p> <p>LANG LAY</p> <p>LANG LAY WITH PLASTIC COMPONENT</p>
<p>ROPE SERIES</p>	<p>BREAKING FORCE CLASS</p>	<p>ROPE DESIGN OPTIONS</p>	

NON-ROTATION RESISTANT ROPE SERIES



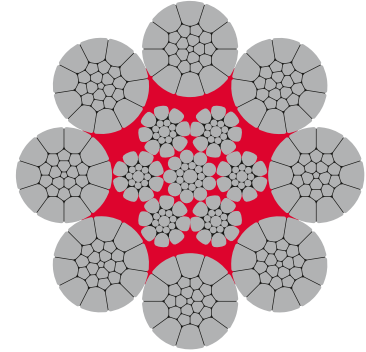
DIEPA X4 SERIES

- universal application
- economic solution



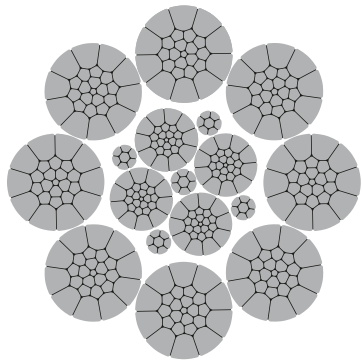
DIEPA X5 SERIES

- universal application
- compacted outer strands



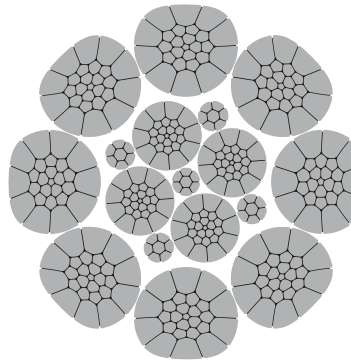
DIEPA X6 SERIES

- compacted outer and inner strands
- improved breaking force



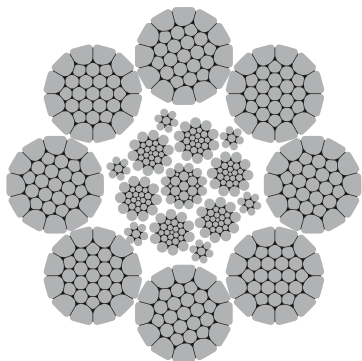
DIEPA H4 SERIES

- universal application
- high breaking force



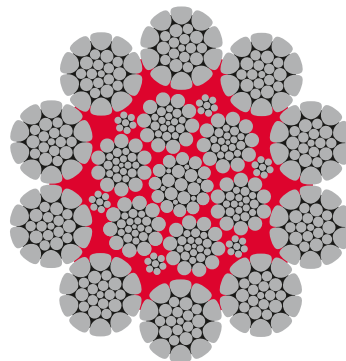
DIEPA H5 SERIES

- very high breaking force
- very high lateral stiffness



DIEPA W4 SERIES

- high flexibility
- the problem solver




DIEPA L5 SERIES

- high flexibility
- optimized for durability


PORTS



STS Crane



Straddle Carrier

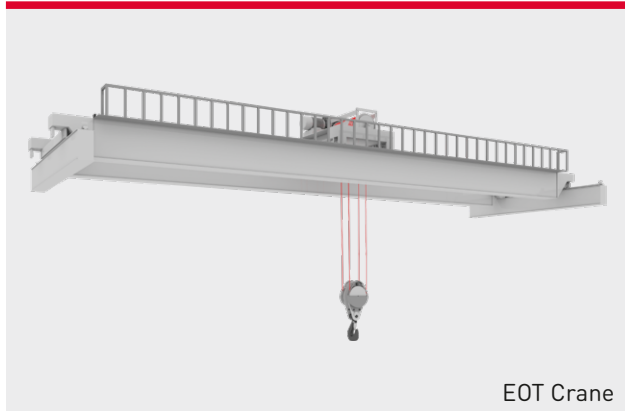


RTG Crane

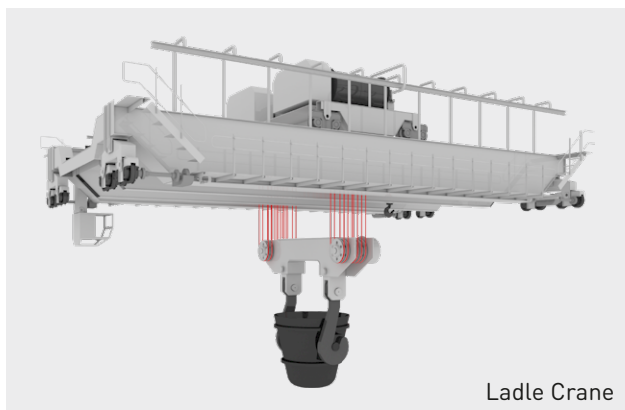


Port Crane

INDUSTRIAL



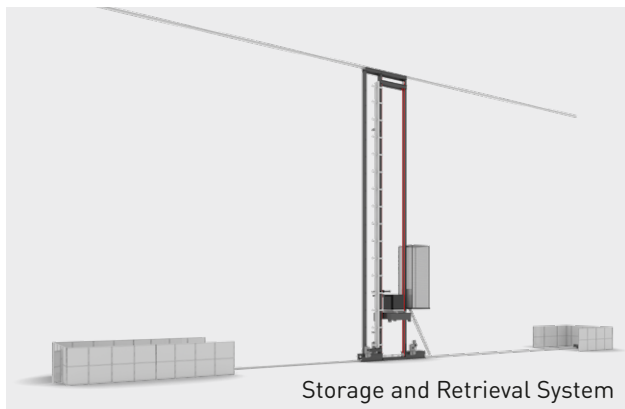
EOT Crane



Ladle Crane






Gantry Crane

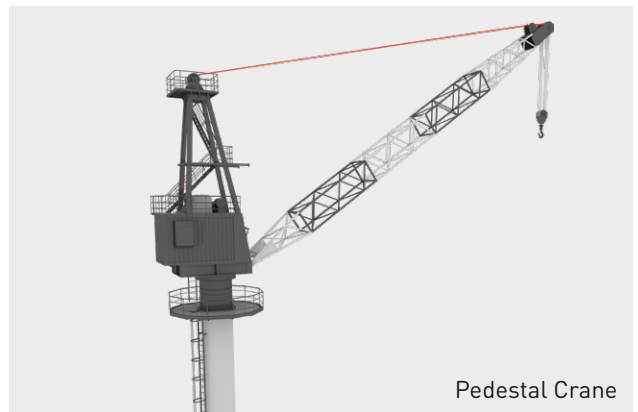





Storage and Retrieval System

CONSTRUCTION



OFFSHORE





ROPE DESIGN OPTIONS

- DIEPA X40 Ordinary lay
- ▶ DIEPA X43 Ordinary lay with internal plastic component
- DIEPA X45 Lang lay
- DIEPA X48 Lang lay with internal plastic component

PROPERTIES

- Non-rotation resistant
- Non-compacted outer strands
- Use without rope swivel

TECHNICAL DATA

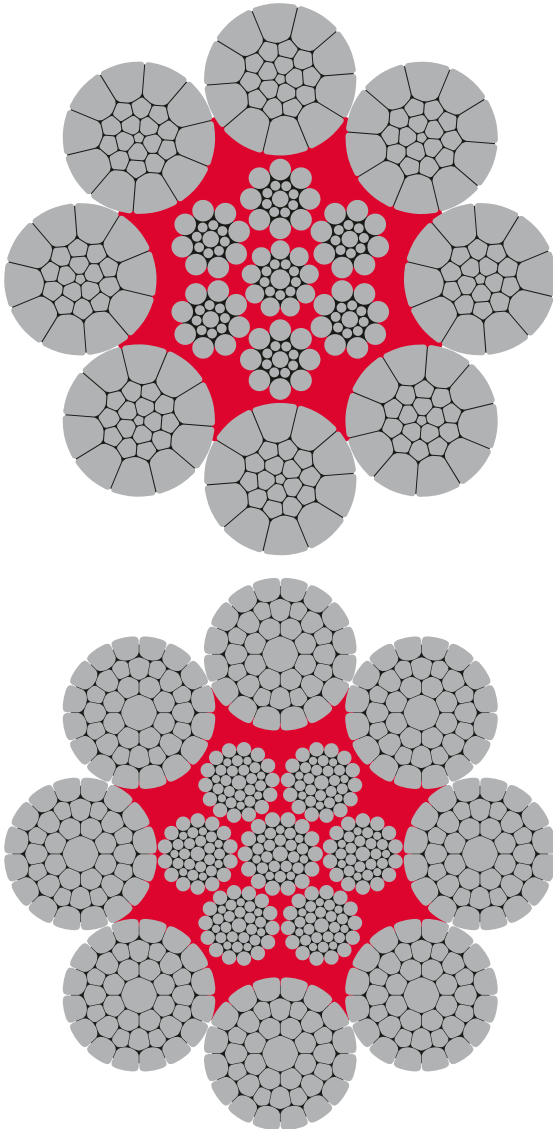
Load-bearing wires	152	Ø 4–49 mm	RCN.06
in outer strands/	288	Ø 50–69 mm	RCN.13
RCN acc. to ISO 4309	328	Ø 70–100 mm	RCN.13
Total number	201	Ø 4–14 mm	
of wires	321	Ø 15–49 mm	
	409	Ø 50–69 mm	
	580	Ø 70–100 mm	
Fill factor	0.6226		
Spinning loss factor	0.8450	at 1770 N/mm ²	
	0.8450	at 1960 N/mm ²	
	0.8350	at 2160 N/mm ²	

Diameter mm	inch	Weight kg/100m	Min. breaking force 1770 N/mm ²			Min. breaking force 1960 N/mm ²			Min. breaking force 2160 N/mm ²		
			kN	metric tons	lbs	kN	metric tons	lbs	kN	metric tons	lbs
4		7	11.7	1.2	2 500	13.0	1.3	2 800	14.1	1.4	3 000
	3/16	10	16.3	1.7	3 600	17.8	1.8	3 900	19.5	2.0	4 300
5		11	18.3	1.9	4 000	20.2	2.1	4 400	22.0	2.2	4 800
6		16	26.3	2.7	5 800	29.2	3.0	6 500	31.7	3.2	7 000
	1/4	18	29.0	3.0	6 500	32.3	3.3	7 200	35.1	3.6	7 800
6.5		19	30.9	3.1	6 800	34.2	3.5	7 600	37.3	3.8	8 200
7		22	35.8	3.6	7 900	39.7	4.0	8 800	43.2	4.4	9 500
7.5		25	41.1	4.2	9 100	45.6	4.6	10 100	49.6	5.1	11 100
	5/16	27	43.3	4.4	9 700	48.1	4.9	10 800	52.5	5.4	11 700
8		27	43.7	4.5	9 800	48.6	5.0	10 900	53.4	5.4	11 900
8.5		33	52.8	5.4	11 700	58.5	6.0	13 100	63.7	6.5	14 200
9		35	56.9	5.8	12 700	63.3	6.5	14 200	69.3	7.1	15 400
9.5		41	66.0	6.7	14 600	73.1	7.5	16 300	79.6	8.1	17 700
	3/8	41	66.0	6.7	14 600	73.1	7.5	16 300	79.6	8.1	17 700
10		42	68.2	7.0	15 300	76.0	7.7	17 000	83.0	8.5	18 500
11		54	86.3	8.8	19 400	96.1	9.8	21 600	105	10.7	23 400
	7/16	56	88.4	9.0	19 800	98.4	10.0	22 100	107	10.9	24 000
12		65	106	10.8	23 900	118	12.0	26 500	129	13.1	28 800

Diameter mm	inch	Weight kg/100m	Min. breaking force 1770 N/mm ²			Min. breaking force 1960 N/mm ²			Min. breaking force 2160 N/mm ²		
			kN	metric tons	lbs	kN	metric tons	lbs	kN	metric tons	lbs
	½	73	117	11.9	26 300	130	13.3	29 200	142	14.5	31 800
13		76	122	12.4	27 400	136	13.9	30 500	148	15.1	33 100
14		85	137	14.0	30 700	152	15.5	34 100	166	16.9	37 100
	⅝	92	145	14.8	32 500	161	16.4	36 200	175	17.8	39 300
15		103	166	16.9	37 200	184	18.8	41 400	201	20.5	45 000
	⅞	113	184	18.8	41 400	205	20.9	46 100	223	22.7	50 000
16		116	187	19.1	41 900	208	21.2	46 800	227	23.1	50 800
17		130	210	21.4	47 100	233	23.8	52 300	254	25.9	56 800
18		146	236	24.1	53 100	262	26.7	58 900	286	29.2	64 000
19		161	260	26.5	58 500	289	29.5	65 000	316	32.2	70 700
	¾	163	262	26.7	58 800	291	29.7	65 300	316	32.2	71 100
20		178	288	29.4	64 700	320	32.6	71 800	348	35.5	78 000
21		195	315	32.1	70 800	351	35.8	78 800	382	38.9	85 700
22		223	361	36.8	81 000	401	40.9	90 000	437	44.5	97 800
	⅞	224	367	37.4	82 500	408	41.6	91 700	444	45.3	99 700
23		241	390	39.8	87 700	434	44.2	97 500	473	48.2	106 000
24		261	422	43.0	94 900	469	47.8	105 400	511	52.1	114 700
25		285	462	47.1	103 800	513	52.3	115 300	559	57.0	125 400
	1	290	476	48.5	106 900	529	53.9	118 700	575	58.6	129 100
26		307	497	50.7	111 600	552	56.3	124 100	601	61.3	134 900
27		326	528	53.8	118 700	587	59.8	131 900	640	65.2	143 400
28		358	580	59.1	130 200	645	65.7	144 800	701	71.5	157 500
	1⅛	367	603	61.5	135 400	670	68.3	150 500	728	74.2	163 600
29		382	620	63.2	139 200	689	70.2	154 700	749	76.4	168 200
30		409	663	67.6	148 900	736	75.0	165 400	802	81.8	179 800
31		434	703	71.7	157 900	781	79.6	175 400	850	86.6	190 600
	1¼	453	734	74.8	164 900	816	83.2	183 200	887	90.4	199 200
32		459	745	75.9	167 300	827	84.3	185 900	901	91.8	202 100
33		497	806	82.2	181 200	896	91.3	201 200	975	99.4	218 800
34		528	855	87.2	192 200	951	96.9	213 600	1 035	105	232 100
	1⅝	545	882	89.9	198 100	980	99.9	220 100	1 065	108	239 300
35		549	884	90.1	198 600	982	100	220 600	1 069	108	239 800
36		588	953	97.1	214 000	1 058	107	237 800	1 152	117	258 500
37		618	1 002	102	225 100	1 113	113	250 200	1 212	123	272 000
38		653	1 069	108	240 300	1 188	121	267 000	1 293	131	290 300
	1½	660	1 074	109	241 400	1 194	121	268 200	1 298	132	291 600
39		691	1 120	114	251 600	1 244	126	279 500	1 354	138	303 900
40		728	1 180	120	265 200	1 311	133	294 600	1 427	145	320 200
41		760	1 232	125	276 800	1 369	139	307 600	1 490	151	334 400
	1⅞	766	1 253	127	281 500	1 392	141	312 800	1 513	154	340 000
42		806	1 307	133	293 700	1 452	148	326 300	1 581	161	354 800
43		844	1 368	139	307 300	1 520	154	341 400	1 654	168	371 200
44		885	1 434	146	322 300	1 594	162	358 100	1 734	176	389 300
	2	889	1 453	148	326 500	1 615	164	362 800	1 755	178	394 400
45		911	1 481	150	331 900	1 640	167	368 800	1 786	182	400 900
46		956	1 550	158	348 400	1 723	175	387 100	1 875	191	420 700
47		994	1 616	164	362 100	1 789	182	402 300	1 948	198	437 200
	2⅛	1 020	1 653	168	371 400	1 837	187	412 700	1 997	203	448 600
48		1 035	1 678	171	377 000	1 864	190	418 900	2 029	206	455 400
49		1 080	1 756	179	393 500	1 944	198	437 300	2 118	215	475 300
50		1 125	1 824	185	409 900	2 027	206	455 400	2 206	224	495 200
	2	1 161	1 882	191	423 000	2 092	213	470 000	2 274	231	511 000
51		1 170	1 902	193	426 300	2 107	214	473 700	2 294	233	514 900
52		1 203	1 951	198	438 300	2 168	220	487 100	2 359	240	529 400
53		1 264	2 054	209	460 400	2 275	231	511 600	2 477	252	556 100
	2⅝	1 311	2 131	217	478 800	2 368	241	532 000	2 574	262	578 300
54		1 315	2 133	217	479 200	2 369	241	532 500	2 578	262	578 800
55		1 361	2 212	225	495 900	2 450	249	551 000	2 668	271	598 900
56		1 432	2 323	236	521 900	2 581	263	579 900	2 808	286	630 200
57		1 462	2 376	242	532 600	2 631	268	591 800	2 866	292	643 300

DIEPA X4 SERIES

Diameter		Weight kg/100m	Min. breaking force 1770 N/mm ²			Min. breaking force 1960 N/mm ²			Min. breaking force 2160 N/mm ²		
mm	inch		kN	metric tons	lbs	kN	metric tons	lbs	kN	metric tons	lbs
	2¼	1 469	2 387	243	536 300	2 652	270	595 900	2 883	293	647 800
58		1 531	2 482	253	557 700	2 758	281	619 700	3 001	305	673 700
59		1 566	2 546	259	570 600	2 819	287	634 000	3 070	312	689 200
60		1 640	2 659	271	597 400	2 954	301	663 900	3 214	327	721 600
	2½	1 637	2 677	272	601 500	2 974	303	668 400	3 233	329	726 600
61		1 674	2 722	277	610 000	3 013	307	677 800	3 282	334	736 700
62		1 729	2 811	286	630 100	3 113	317	700 100	3 390	345	761 100
63		1 786	2 903	295	650 600	3 214	327	722 900	3 500	356	785 900
	2½	1 814	2 942	299	661 000	3 268	333	734 500	3 553	362	798 400
64		1 843	2 996	305	671 500	3 317	338	746 100	3 612	368	811 000
65		1 901	3 090	314	692 600	3 421	348	769 600	3 727	379	836 600
66		1 960	3 186	324	714 100	3 528	359	793 500	3 842	391	862 500
	2¾	2 000	3 244	330	728 900	3 604	367	809 900	3 918	399	880 400
67		2 019	3 283	334	736 000	3 635	370	817 700	3 959	403	888 800
68		2 080	3 382	344	758 000	3 745	381	842 300	4 078	415	915 500
69		2 142	3 482	354	780 500	3 856	393	867 200	4 199	428	942 600
	2¾	2 195	3 559	362	799 800	3 955	403	888 800	4 299	438	966 000
70		2 204	3 584	365	803 300	3 968	404	892 600	4 321	440	970 200
71		2 268	3 687	375	826 300	4 082	416	918 200	4 446	453	998 100
72		2 332	3 792	386	849 800	4 198	427	944 300	4 572	466	1 026 400
73		2 397	3 897	397	873 600	4 315	439	970 700	4 700	479	1 055 200
	2¾	2 399	3 900	397	874 300	4 319	440	971 500	4 703	479	1 056 000
74		2 463	4 005	408	897 700	4 435	452	997 400	4 830	492	1 084 300
75		2 531	4 114	419	922 200	4 555	464	1 024 600	4 961	505	1 113 800
76		2 598	4 224	430	946 900	4 678	476	1 052 100			
	3	2 612	4 247	432	952 000	4 702	479	1 057 800	On request		
77		2 667	4 337	442	972 100	4 801	489	1 080 000			
78		2 737	4 450	453	997 400	4 927	502	1 108 300			
79		2 808	4 565	465	1 023 200	5 055	515	1 136 900			
	3 ⅙	2 834	4 608	469	1 033 000	5 102	520	1 147 800			
80		2 879	4 680	477	1 049 200	5 183	528	1 165 900			
81		2 952	4 799	489	1 075 600	5 313	541	1 195 200			
82		3 025	4 918	501	1 102 400	5 445	555	1 224 800			
	3 ¼	3 066	4 984	508	1 117 300	5 519	562	1 241 400			
83		3 099	5 039	513	1 129 500	5 580	568	1 254 900			
84		3 174	5 160	525	1 156 800	5 715	582	1 285 300			
85		3 250	5 284	538	1 184 500	5 852	596	1 316 100			
	3 ⅓	3 306	5 375	547	1 204 900	5 952	606	1 338 800			
86		3 327	5 409	551	1 212 600	5 989	610	1 347 300			
87		3 405	5 536	564	1 240 900	6 130	624	1 378 800			
88		3 484	5 664	577	1 269 700	6 272	639	1 410 700			
	3 ½	3 555	5 780	589	1 295 800	6 401	652	1 439 800			
89		3 563	5 793	590	1 298 600	6 415	653	1 443 000			
90		3 644	5 924	603	1 328 000	6 560	668	1 475 600			
91		3 725	6 056	617	1 357 700	6 707	683	1 508 600			
92		3 808	6 190	630	1 387 600	6 855	698	1 541 800			
	3 ⅝	3 814	6 200	632	1 390 000	6 866	699	1 544 500			
93		3 891	6 326	644	1 418 100	7 004	713	1 575 600			
94		3 975	6 463	658	1 448 700	7 156	729	1 609 600			
95		4 060	6 600	672	1 479 700	7 309	745	1 644 000			
	3 ¾	4 081	6 635	676	1 487 500	7 348	749	1 652 800			
96		4 146	6 741	687	1 511 000	7 464	760	1 678 900			
97		4 233	6 882	701	1 542 600	7 620	776	1 714 000			
98		4 321	7 024	716	1 574 600	7 778	792	1 749 600			
	3 ⅞	4 358	7 085	722	1 588 400	7 846	799	1 764 900			
99		4 409	7 168	730	1 606 900	7 937	809	1 785 500			
100		4 499	7 313	745	1 639 500	8 098	825	1 821 700			



ROPE DESIGN OPTIONS

- DIEPA X50 Ordinary lay
- ▶ DIEPA X53 Ordinary lay with internal plastic component
- DIEPA X55 Lang lay
- DIEPA X58 Lang lay with internal plastic component

PROPERTIES

- Non-rotation resistant
- Compacted outer strands
- High breaking force
- Use without rope swivel

TECHNICAL DATA

Load-bearing wires	152	Ø 4 – 14 mm	RCN.04
in outer strands/	208	Ø 15 – 43 mm	RCN.09
RCN acc. to ISO 4309	288	Ø 44 – 65 mm	RCN.13
	328	Ø 66 – 100 mm	RCN.13
Total number of wires	201	Ø 4 – 14 mm	
	329	Ø 15 – 43 mm	
	409	Ø 44 – 65 mm	
	580	Ø 66 – 100 mm	
Fill factor	0.6750		
Spinning loss factor	0.8500	at 1770 N/mm ²	
	0.8500	at 1960 N/mm ²	
	0.8400	at 2160 N/mm ²	

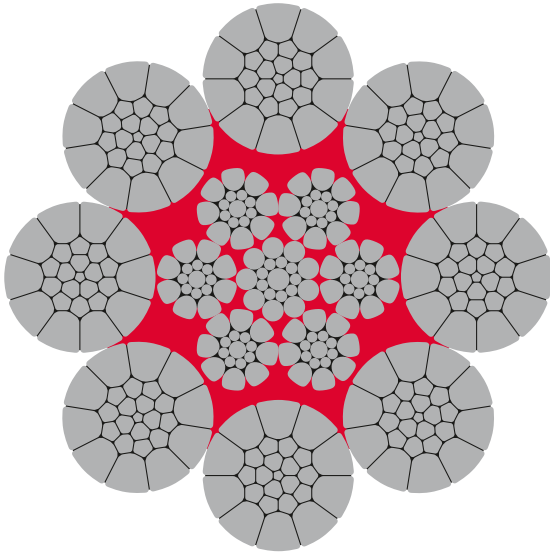
Diameter mm	inch	Weight kg/100m	Min. breaking force 1770 N/mm ²			Min. breaking force 1960 N/mm ²			Min. breaking force 2160 N/mm ²		
			kN	metric tons	lbs	kN	metric tons	lbs	kN	metric tons	lbs
4		8	12.8	1.3	2 700	14.1	1.4	3 000	15.4	1.6	3 400
	3/16	11	18.1	1.8	4 000	20.0	2.0	4 400	21.8	2.2	4 800
5		12	19.9	2.0	4 200	22.1	2.3	4 900	24.0	2.4	5 200
6		17	28.7	2.9	6 200	31.8	3.2	7 000	34.6	3.5	7 600
	1/4	19	32.2	3.3	7 100	35.6	3.6	7 900	38.8	4.0	8 600
6.5		20	33.7	3.4	7 400	37.3	3.8	8 200	40.6	4.1	9 000
7		23	39.1	4.0	8 700	43.3	4.4	9 500	47.1	4.8	10 400
7.5		27	44.9	4.6	9 900	49.7	5.1	11 100	54.1	5.5	12 100
	5/16	30	50.3	5.1	11 200	55.6	5.7	12 500	60.6	6.2	13 500
8		30	51.0	5.2	11 300	56.5	5.8	12 500	61.6	6.3	13 700
8.5		34	57.6	5.9	12 700	63.8	6.5	14 300	69.5	7.1	15 500
9		38	64.6	6.6	14 300	71.5	7.3	15 900	77.9	7.9	17 300
9.5		43	72.0	7.3	16 000	79.7	8.1	17 800	86.5	8.8	19 400
	3/8	43	72.4	7.4	16 200	80.1	8.2	17 900	87.3	8.9	19 500
10		47	79.8	8.1	17 700	88.4	9.0	19 800	96.6	9.8	21 400
11		57	96.9	9.9	21 400	107	10.9	23 900	117	11.9	26 000
	7/16	58	98.5	10.0	22 000	109	11.1	24 500	119	12.1	26 600
12		68	115	11.7	25 500	128	13.0	28 500	139	14.2	30 900

DIEPA X5 SERIES

Diameter mm	inch	Weight kg/100m	Min. breaking force 1770 N/mm ²			Min. breaking force 1960 N/mm ²			Min. breaking force 2160 N/mm ²		
			kN	metric tons	lbs	kN	metric tons	lbs	kN	metric tons	lbs
	½	76	129	13.1	28 800	142	14.5	32 000	155	15.8	34 800
13		80	135	13.8	30 000	150	15.3	33 500	163	16.6	36 300
14		92	156	15.9	34 900	173	17.6	38 800	188	19.2	42 200
	⅝	96	163	16.6	36 400	180	18.3	40 500	196	20.0	44 000
15		106	179	18.2	40 100	199	20.3	44 600	217	22.1	48 500
	⅞	119	201	20.5	45 000	223	22.7	50 000	242	24.7	54 400
16		121	204	20.8	45 600	226	23.0	50 700	246	25.1	55 200
17		136	230	23.4	51 500	255	26.0	57 300	278	28.3	62 300
18		153	258	26.3	57 800	286	29.2	64 200	312	31.8	69 800
19		170	288	29.4	64 300	319	32.5	71 600	347	35.4	77 900
	¾	171	289	29.5	64 800	321	32.7	72 000	349	35.6	78 300
20		189	319	32.5	71 400	354	36.1	79 300	385	39.2	86 300
21		208	352	35.9	78 700	389	39.7	87 500	424	43.2	95 100
22		228	386	39.3	86 400	428	43.6	96 100	465	47.4	104 300
	⅞	233	394	40.2	88 300	436	44.4	98 100	475	48.4	106 600
23		250	422	43.0	94 400	468	47.7	104 900	509	51.9	114 000
24		272	459	46.8	102 900	509	51.9	114 300	554	56.5	124 300
25		295	498	50.8	111 600	552	56.3	124 100	601	61.3	134 800
	1	304	515	52.5	115 300	570	58.1	128 100	621	63.3	139 300
26		319	539	54.9	120 800	597	60.9	134 200	650	66.3	145 800
27		344	581	59.2	130 200	643	65.5	144 700	701	71.5	157 400
28		370	626	63.8	140 100	693	70.6	155 600	754	76.9	169 200
	1⅛	385	651	66.4	145 900	721	73.5	162 200	785	80.0	176 300
29		397	671	68.4	150 300	743	75.7	166 900	809	82.5	181 500
30		425	718	73.2	160 800	795	81.0	178 600	866	88.3	194 300
31		457	772	78.7	172 900	855	87.2	192 200	932	95.0	208 900
	1¼	476	804	82.0	180 200	890	90.7	200 200	970	98.9	217 700
32		487	823	83.9	184 300	911	92.9	204 800	992	101	222 700
33		518	875	89.2	196 000	969	98.8	217 900	1 055	107	236 800
34		549	929	94.7	208 200	1 030	104	231 300	1 121	114	251 500
	1⅝	576	973	99.2	218 100	1 077	109	242 300	1 173	119	263 400
35		582	984	100	220 500	1 090	111	245 000	1 187	120	266 400
36		616	1 041	106	233 300	1 153	117	259 200	1 256	128	281 800
37		651	1 100	112	246 800	1 221	124	274 200	1 328	135	298 100
38		686	1 168	119	262 400	1 298	132	291 600	1 413	144	317 100
	1½	688	1 173	119	263 500	1 303	132	292 900	1 417	144	318 400
39		723	1 222	124	273 900	1 353	137	304 300	1 474	150	330 900
40		761	1 285	130	288 100	1 424	145	320 200	1 551	158	347 900
41		799	1 351	137	302 600	1 496	152	336 400	1 629	166	365 700
	1⅞	804	1 359	138	304 600	1 505	153	338 400	1 639	167	367 900
42		838	1 418	144	318 200	1 574	160	353 600	1 713	174	384 300
43		879	1 486	151	332 800	1 645	167	369 900	1 792	182	402 100
44		920	1 556	158	348 600	1 723	175	387 300	1 876	191	421 100
	2	932	1 576	160	353 200	1 745	177	392 500	1 901	193	426 700
45		955	1 615	164	361 900	1 788	182	402 200	1 948	198	437 200
46		1 006	1 700	173	381 000	1 883	191	423 500	2 050	208	460 300
47		1 042	1 762	179	394 800	1 951	198	438 800	2 125	216	476 900
	2⅛	1 070	1 809	184	405 500	2 003	204	450 600	2 182	222	489 800
48		1 095	1 851	188	414 900	2 050	208	461 000	2 233	227	501 200
49		1 133	1 915	195	429 200	2 121	216	476 900	2 309	235	518 500
50		1 188	2 009	204	450 200	2 224	226	500 300	2 423	246	543 800
	2	1 218	2 058	209	461 400	2 279	232	512 700	2 482	253	557 300
51		1 227	2 075	211	465 000	2 298	234	516 600	2 502	255	561 700
52		1 285	2 173	221	486 900	2 406	245	541 100	2 620	267	588 200
53		1 325	2 241	228	502 200	2 481	252	557 900	2 702	275	606 500
	2⅝	1 375	2 324	236	520 900	2 573	262	578 800	2 802	285	629 200
54		1 386	2 343	238	525 200	2 594	264	583 500	2 826	288	634 300
55		1 427	2 413	245	540 800	2 672	272	600 800	2 910	296	653 300
56		1 491	2 519	256	564 800	2 791	284	627 600	3 039	309	682 200
57		1 533	2 592	264	580 900	2 870	292	645 300	3 125	318	701 600



Diameter		Weight kg/100m	Min. breaking force 1770 N/mm ²			Min. breaking force 1960 N/mm ²			Min. breaking force 2160 N/mm ²		
mm	inch		kN	metric tons	lbs	kN	metric tons	lbs	kN	metric tons	lbs
	2¼	1 541	2 605	265	584 000	2 885	294	648 900	3 142	320	705 400
58		1 599	2 703	275	605 800	2 993	305	673 200	3 260	332	731 900
59		1 642	2 776	282	622 300	3 074	313	691 400	3 348	341	751 600
60		1 711	2 893	294	648 300	3 203	326	720 400	3 489	355	783 100
	2½	1 717	2 903	295	650 700	3 214	327	723 000	3 500	356	785 900
61		1 756	2 968	302	665 200	3 286	334	739 200	3 579	364	803 500
62		1 827	3 089	314	692 300	3 420	348	769 200	3 725	379	836 300
63		1 873	3 165	322	709 500	3 505	357	788 400	3 818	389	857 100
	2½	1 903	3 216	327	721 000	3 561	362	801 100	3 879	395	870 800
64		1 947	3 291	335	737 700	3 645	371	819 700	3 969	404	891 200
65		1 993	3 370	343	755 400	3 732	380	839 400	4 064	414	912 400
66		2 071	3 500	356	784 600	3 876	395	871 800	4 221	430	947 700
	2¾	2 098	3 546	361	794 900	3 926	400	883 200	4 276	435	960 100
67		2 118	3 580	364	802 500	3 964	404	891 800	4 318	440	969 400
68		2 198	3 715	378	832 800	4 114	419	925 400	4 481	456	1 006 000
69		2 246	3 798	387	851 300	4 205	428	945 800	4 580	466	1 028 200
	2¾	2 302	3 892	396	872 400	4 309	439	969 300	4 693	478	1 053 700
70		2 329	3 937	401	882 600	4 360	444	980 600	4 749	484	1 066 000
71		2 378	4 021	409	901 300	4 452	453	1 001 400	4 849	494	1 088 600
72		2 446	4 134	421	926 900	4 579	466	1 029 900	4 986	508	1 119 600
73		2 514	4 251	433	952 800	4 706	479	1 058 700	5 126	522	1 150 900
	2¾	2 516	4 253	433	953 500	4 710	480	1 059 500	5 129	522	1 151 700
74		2 584	4 367	445	979 100	4 837	493	1 087 900	5 268	537	1 182 600
75		2 654	4 486	457	1 005 700	4 968	506	1 117 500	5 410	551	1 214 800
76		2 725	4 607	469	1 032 700	5 102	520	1 147 400			
	3	2 740	4 631	472	1 038 200	5 128	522	1 153 600	On request		
77		2 797	4 729	482	1 060 000	5 237	533	1 177 900			
78		2 871	4 853	494	1 087 800	5 374	547	1 208 600			
79		2 945	4 978	507	1 115 900	5 512	561	1 239 800			
	3¼	2 973	5 025	512	1 126 600	5 565	567	1 251 700			
80		3 020	5 104	520	1 144 200	5 653	576	1 271 500			
81		3 096	5 233	533	1 173 000	5 794	590	1 303 500			
82		3 173	5 364	546	1 202 200	5 939	605	1 335 800			
	3¼	3 215	5 435	554	1 218 500	6 019	613	1 353 900			
83		3 250	5 494	560	1 231 700	6 084	620	1 368 600			
84		3 329	5 628	573	1 261 600	6 232	635	1 401 700			
85		3 409	5 763	587	1 291 800	6 381	650	1 435 400			
	3¾	3 467	5 861	597	1 314 000	6 491	661	1 460 100			
86		3 490	5 899	601	1 322 400	6 532	665	1 469 300			
87		3 571	6 037	615	1 353 400	6 685	681	1 503 700			
88		3 654	6 177	629	1 384 700	6 840	697	1 538 400			
	3½	3 729	6 304	642	1 413 200	6 980	711	1 570 200			
89		3 737	6 318	644	1 416 300	6 996	713	1 573 700			
90		3 822	6 461	658	1 448 400	7 154	729	1 609 200			
91		3 907	6 605	673	1 480 700	7 314	745	1 645 200			
92		3 994	6 751	688	1 513 400	7 476	762	1 681 500			
93		4 081	6 899	703	1 546 500	7 639	778	1 718 300			
94		4 169	7 047	718	1 579 900	7 804	795	1 755 500			
95		4 258	7 199	733	1 613 700	7 971	812	1 793 100			
	3¾	4 281	7 236	737	1 622 300	8 013	816	1 802 500			
96		4 348	7 351	749	1 647 800	8 140	829	1 831 000			
97		4 439	7 505	765	1 682 400	8 310	847	1 869 300			
98		4 531	7 660	780	1 717 200	8 482	864	1 908 100			
	3¾	4 571	7 727	787	1 732 200	8 556	872	1 924 700			
99		4 624	7 817	796	1 752 500	8 656	882	1 947 200			
100		4 718	7 976	813	1 788 100	8 832	900	1 986 700			



ROPE DESIGN OPTIONS

- DIEPA X60 Ordinary lay
- ▶ DIEPA X63 Ordinary lay with internal plastic component
- DIEPA X65 Lang Lay
- DIEPA X68 Lang Lay with internal plastic component

PROPERTIES

- Non-rotation resistant
- Compacted outer and inner strands
- Optimised for breaking force
- Use without rope swivel

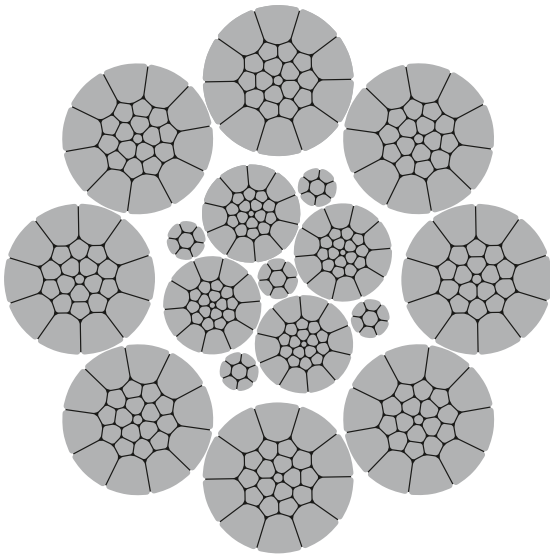
TECHNICAL DATA

Load-bearing wires	152	Ø 10–14 mm	RCN.04
in outer strands/	208	Ø 15–43 mm	RCN.09
RCN acc. to ISO 4309	288	Ø 44–60 mm	RCN.13
Total number	201	Ø 10–14 mm	
of wires	329	Ø 15–43 mm	
	409	Ø 44–69 mm	
Fill factor	0.7100		
Spinning loss factor	0.8400	at 1770 N/mm ²	
	0.8400	at 1960 N/mm ²	
	0.8300	at 2160 N/mm ²	

Diameter mm inch	Weight kg/100m	Min. breaking force 1770 N/mm ²			Min. breaking force 1960 N/mm ²			Min. breaking force 2160 N/mm ²			
		kN	metric tons	lbs	kN	metric tons	lbs	kN	metric tons	lbs	
10	50	82.9	8.5	18 600	91.8	9.4	20 600	100	10.2	22 500	
11	61	100	10.2	22 500	111	11.3	25 000	120	12.3	27 200	
	1/16	62	102	10.4	23 000	113	11.6	25 500	123	12.6	27 700
12	72	119	12.2	26 800	132	13.5	29 700	143	14.7	32 400	
	1/2	81	133	13.6	30 100	148	15.1	33 300	161	16.4	36 200
13	85	140	14.3	31 500	155	15.8	34 900	168	17.2	38 000	
14	98	162	16.6	36 500	179	18.3	40 400	195	20.0	44 000	
	3/16	102	169	17.3	38 000	187	19.1	42 100	204	20.8	45 900
15	113	186	19.0	41 900	206	21.1	46 400	224	22.9	50 500	
	5/8	127	209	21.3	47 000	231	23.6	52 000	252	25.7	56 700
16	128	212	21.6	47 700	235	24.0	52 800	255	26.1	57 500	
17	145	239	24.4	53 800	265	27.0	59 600	288	29.5	64 900	
18	163	268	27.4	60 400	297	30.3	66 800	323	33.0	72 800	
19	181	299	30.5	67 300	331	33.8	74 500	360	36.8	81 100	
	3/4	182	300	30.7	67 600	333	34.0	74 900	362	37.0	81 500
20	201	331	33.8	74 500	367	37.4	82 500	399	40.8	89 900	
21	221	365	37.3	82 200	404	41.3	91 000	440	44.9	99 100	
22	243	401	40.9	90 200	444	45.3	99 900	483	49.3	108 700	



Diameter		Weight kg/100m	Min. breaking force 1770 N/mm ²			Min. breaking force 1960 N/mm ²			Min. breaking force 2160 N/mm ²		
mm	inch		kN	metric tons	lbs	kN	metric tons	lbs	kN	metric tons	lbs
	7/8	248	409	41.7	92 000	453	46.2	101 900	493	50.3	110 900
23		265	438	44.7	98 600	485	49.5	109 100	528	53.9	118 800
24		289	477	48.7	107 300	528	53.9	118 800	575	58.7	129 400
25		314	518	52.8	116 400	573	58.5	129 000	624	63.7	140 400
	1	324	534	54.5	120 200	592	60.4	133 100	644	65.7	144 900
26		339	560	57.1	126 000	620	63.3	139 500	675	68.9	151 900
27		366	604	61.6	135 800	669	68.2	150 400	728	74.3	163 800
28		393	650	66.3	146 100	719	73.4	161 800	783	79.9	176 100
	1 1/8	410	677	69.0	152 200	749	76.4	168 500	816	83.2	183 500
29		422	697	71.1	156 700	772	78.7	173 500	840	85.7	188 900
30		452	746	76.1	167 700	826	84.2	185 700	899	91.7	202 200
31		482	796	81.2	179 100	882	89.9	198 300	960	97.9	215 900
	1 1/4	506	835	85.2	187 800	925	94.3	208 000	1 007	102	226 500
32		514	848	86.5	190 800	940	95.8	211 300	1 023	104	230 100
33		546	902	92.0	202 900	999	101	224 700	1 088	110	244 700
34		580	958	97.7	215 400	1 061	108	238 500	1 155	117	259 700
	1 3/8	612	1 011	103	227 300	1 120	114	251 700	1 219	124	274 100
35		615	1 015	103	228 200	1 124	114	252 700	1 224	124	275 200
36		650	1 074	109	241 500	1 189	121	267 400	1 295	132	291 200
37		687	1 135	115	255 100	1 256	128	282 500	1 368	139	307 600
38		725	1 197	122	269 000	1 325	135	297 900	1 443	147	324 400
	1 1/2	728	1 203	122	270 500	1 332	135	299 500	1 451	147	326 100
39		763	1 261	128	283 400	1 396	142	313 800	1 520	155	341 700
40		803	1 326	135	298 100	1 468	149	330 100	1 599	163	359 500
41		844	1 393	142	313 200	1 543	157	346 800	1 680	171	377 700
	1 5/8	855	1 412	144	317 500	1 564	159	351 600	1 703	173	382 800
42		885	1 462	149	328 700	1 619	165	363 900	1 763	179	396 300
43		928	1 532	156	344 500	1 697	173	381 500	1 848	188	415 400
44		971	1 605	163	360 700	1 777	181	399 400	1 935	197	435 000
	1 3/4	991	1 638	166	368 100	1 813	184	407 600	1 975	201	443 900
45		1 016	1 678	171	377 300	1 859	189	417 800	2 024	206	454 900
46		1 062	1 754	178	394 300	1 942	198	436 600	2 115	215	475 400
47		1 108	1 831	186	411 600	2 028	206	455 800	2 208	225	496 300
	1 7/8	1 138	1 880	191	422 700	2 082	212	468 100	2 267	231	509 700
48		1 156	1 910	194	429 300	2 115	215	475 400	2 303	234	517 600
49		1 205	1 990	202	447 400	2 204	224	495 400	2 400	244	539 400
50		1 254	2 072	211	465 800	2 295	233	515 800	2 499	254	561 700
	2	1 295	2 139	218	480 800	2 369	241	532 400	2 579	262	579 800
51		1 305	2 156	219	484 600	2 387	243	536 600	2 600	265	584 400
52		1 357	2 241	228	503 800	2 482	253	557 900	2 703	275	607 500
53		1 410	2 328	237	523 400	2 578	262	579 600	2 808	286	631 100
	2 1/8	1 462	2 415	246	542 900	2 675	272	601 200	2 913	296	654 600
54		1 463	2 417	246	543 300	2 677	272	601 600	2 915	297	655 100
55		1 518	2 507	255	563 600	2 777	283	624 100	3 024	308	679 600
56		1 574	2 600	265	584 300	2 879	293	647 000	3 135	319	704 600
57		1 630	2 693	274	605 400	2 982	304	670 300	3 248	331	729 900
	2 1/4	1 639	2 707	276	608 500	2 998	305	673 900	3 265	332	733 800
58		1 688	2 789	284	626 800	3 088	314	694 100	3 363	342	755 800
59		1 747	2 886	294	648 600	3 195	325	718 200	3 480	354	782 100
60		1 806	2 984	304	670 800	3 305	336	742 800	3 599	366	808 800



ROPE DESIGN OPTIONS

- ▶ DIEPA H40 Ordinary lay
- DIEPA H43 Ordinary lay with internal plastic component

PROPERTIES

- Non-rotation resistant
- Compacted outer and inner strands
- Very high breaking force
- Use without rope swivel

TECHNICAL DATA

Load-bearing wires	56 Ø 4–6 mm	RCN.02
in outer strands/	152 Ø 7–15 mm	RCN.04
RCN acc. to ISO 4309	208 Ø 16–44 mm	RCN.09
	288 Ø 45–64 mm	RCN.13
	328 Ø 65–76 mm	RCN.13
Total number of wires	95 Ø 4–6 mm	
	262 Ø 7–15 mm	
	319 Ø 16–24 mm	
	347 Ø 25–44 mm	
	427 Ø 45–64 mm	
	487 Ø 65–76 mm	
Fill factor	0.7403	
Spinning loss factor	0.8400	

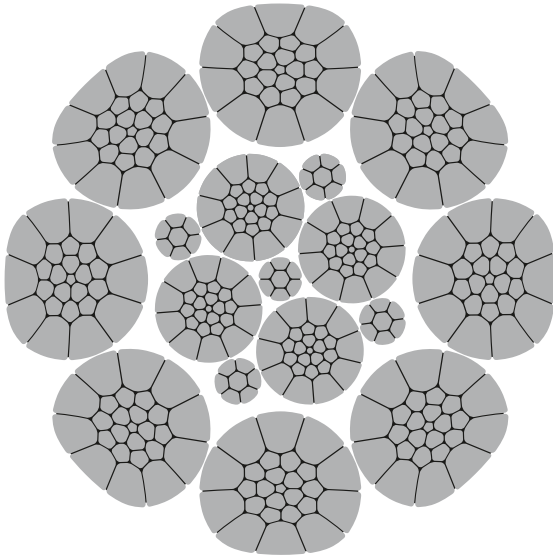
Diameter mm inch	Weight kg/100m	Min. breaking force 1770 N/mm ²			Min. breaking force 1960 N/mm ²			Min. breaking force 2160 N/mm ²		
		kN	metric tons	lbs	kN	metric tons	lbs	kN	metric tons	lbs
4	8	13.8	1.4	2 900	15.3	1.6	3 400	16.9	1.7	3 600
5	11	19.0	1.9	4 200	21.3	2.2	4 700	23.1	2.4	5 100
6	13	21.6	2.2	4 700	23.9	2.4	5 200	26.4	2.7	5 700
7	18	31.1	3.2	6 900	34.5	3.5	7 600	38.0	3.9	8 400
8	20	34.2	3.5	7 600	38.2	3.9	8 500	42.1	4.3	9 400
9	21	36.5	3.7	8 000	40.4	4.1	9 000	44.6	4.5	9 900
10	25	42.4	4.3	9 300	46.9	4.8	10 300	51.7	5.3	11 500
11	28	48.6	5.0	10 800	53.8	5.5	12 000	59.3	6.0	13 200
12	32	53.6	5.5	12 000	59.8	6.1	13 400	65.7	6.7	14 700
13	32	55.3	5.6	12 200	61.3	6.2	13 600	67.5	6.9	14 900
14	36	62.5	6.4	13 800	69.2	7.1	15 500	76.2	7.8	16 900
15	40	70.0	7.1	15 500	77.5	7.9	17 300	85.7	8.7	19 000
16	45	78.0	8.0	17 300	86.5	8.8	19 200	94.9	9.7	21 200
17	45	78.0	8.0	17 400	86.5	8.8	19 400	95.3	9.7	21 400
18	49	86.5	8.8	19 200	95.8	9.8	21 300	106	10.8	23 500
19	60	105	10.7	23 300	116	11.8	26 000	128	13.0	28 500
20	62	106	10.8	23 700	118	12.0	26 400	129	13.1	29 000
22	71	123	12.5	27 400	136	13.9	30 500	150	15.3	33 500



Diameter mm	inch	Weight kg/100m	Min. breaking force 1770 N/mm ²			Min. breaking force 1960 N/mm ²			Min. breaking force 2160 N/mm ²		
			kN	metric tons	lbs	kN	metric tons	lbs	kN	metric tons	lbs
	½	81	136	13.9	30 600	152	15.5	34 100	167	17.0	37 400
13		83	143	14.6	32 000	159	16.2	35 700	175	17.8	39 200
14		98	168	17.1	37 600	187	19.1	41 900	206	21.0	46 100
	⅝	102	174	17.7	39 100	194	19.8	43 500	213	21.7	47 800
15		111	191	19.5	42 700	212	21.6	47 500	233	23.8	52 200
	⅞	126	217	22.1	48 700	241	24.6	54 000	265	27.0	59 500
16		128	221	22.5	49 600	245	25.0	55 000	270	27.5	60 600
17		144	248	25.3	55 500	275	28.0	61 700	302	30.8	67 900
18		163	281	28.6	62 900	311	31.7	69 800	343	35.0	76 900
19		179	308	31.4	69 200	343	35.0	76 900	377	38.4	84 600
	¾	181	310	31.6	69 600	344	35.1	77 300	379	38.6	85 100
20		200	344	35.1	77 300	383	39.0	85 900	421	42.9	94 400
21		225	387	39.4	86 900	430	43.8	96 500	474	48.3	106 300
22		245	422	43.0	94 700	469	47.8	105 200	516	52.6	115 700
	⅞	247	430	43.8	96 500	477	48.6	107 200	525	53.5	117 900
23		265	456	46.5	102 500	507	51.7	113 900	559	57.0	125 400
24		287	496	50.6	111 300	550	56.1	123 600	606	61.8	136 000
25		310	534	54.4	120 000	593	60.4	133 200	653	66.6	146 700
	1	323	550	56.1	123 500	611	62.3	137 200	672	68.5	151 000
26		333	574	58.5	128 900	638	65.0	143 200	701	71.5	157 600
27		362	624	63.6	140 200	694	70.7	155 700	763	77.8	171 400
28		390	672	68.5	151 000	747	76.1	167 700	822	83.8	184 500
	1⅛	408	708	72.2	159 000	787	80.2	176 700	865	88.2	194 400
29		426	735	74.9	165 000	816	83.2	183 400	898	91.5	201 800
30		449	774	78.9	173 900	860	87.7	193 200	946	96.4	212 500
31		482	832	84.8	186 800	925	94.3	207 600	1 017	103	228 500
	1¼	504	868	88.5	195 100	965	98.4	216 800	1 062	108	238 600
32		511	881	89.8	197 900	979	99.8	220 000	1 078	109	242 000
33		545	940	95.8	211 200	1 045	106	234 700	1 149	117	258 100
34		582	1 004	102	225 600	1 116	113	250 600	1 227	125	275 600
	1⅝	609	1 047	106	235 200	1 163	118	261 300	1 280	130	287 500
35		610	1 050	107	236 000	1 167	118	262 100	1 284	130	288 400
36		650	1 121	114	251 900	1 246	127	279 900	1 371	139	307 900
37		693	1 194	121	268 400	1 327	135	298 100	1 460	148	328 000
38		738	1 273	129	286 000	1 415	144	317 700	1 556	158	349 500
	1½	726	1 278	130	287 100	1 420	144	319 000	1 561	159	350 800
39		767	1 322	134	297 000	1 469	149	330 100	1 616	164	363 000
40		797	1 374	140	308 800	1 527	155	343 100	1 680	171	377 400
41		841	1 453	148	325 700	1 609	164	361 800	1 773	180	398 100
	1⅞	852	1 474	150	331 300	1 638	166	368 100	1 802	183	404 900
42		893	1 540	156	345 900	1 711	174	384 300	1 882	191	422 800
43		925	1 599	162	358 200	1 770	180	398 100	1 950	198	437 900
44		974	1 680	171	377 400	1 866	190	419 400	2 053	209	461 300
	2	988	1 709	174	384 000	1 899	193	426 800	2 089	212	469 400
45		1 013	1 751	178	392 300	1 939	197	435 900	2 136	217	479 600
46		1 063	1 832	186	411 700	2 036	207	457 400	2 239	228	503 300
47		1 105	1 909	194	428 000	2 114	215	475 600	2 330	237	523 100
	2⅛	1 134	1 956	199	439 400	2 173	221	488 300	2 390	243	537 100
48		1 152	1 987	202	446 300	2 207	224	495 900	2 428	247	545 500
49		1 201	2 076	211	465 200	2 298	234	516 900	2 533	258	568 600
50		1 246	2 150	219	483 000	2 388	243	536 700	2 628	267	590 300
	2	1 290	2 224	226	499 700	2 471	251	555 300	2 718	277	610 800
51		1 301	2 249	229	503 900	2 490	253	560 000	2 744	279	616 000
52		1 340	2 312	235	519 400	2 568	261	577 000	2 825	287	634 800
53		1 405	2 428	247	544 300	2 689	274	604 700	2 964	302	665 300
	2⅝	1 444	2 489	253	559 300	2 766	281	621 500	3 042	310	683 600
54		1 457	2 491	253	559 600	2 768	282	621 900	3 044	310	684 000
55		1 513	2 615	266	586 200	2 895	295	651 300	3 191	325	716 300
56		1 581	2 727	277	612 700	3 030	308	680 700	3 333	339	748 900
57		1 625	2 809	286	629 600	3 111	317	699 600	3 427	349	769 500

DIEPA H4 SERIES

Diameter		Weight kg/100m	Min. breaking force 1770 N/mm ²			Min. breaking force 1960 N/mm ²			Min. breaking force 2160 N/mm ²		
mm	inch		kN	metric tons	lbs	kN	metric tons	lbs	kN	metric tons	lbs
	2¼	1 633	2 816	287	632 800	3 129	318	703 200	3 442	350	773 400
58		1 681	2 898	295	651 200	3 221	328	723 600	3 542	361	795 900
59		1 741	3 009	306	674 600	3 332	339	749 400	3 672	374	824 500
60		1 770	3 053	311	685 800	3 391	345	762 100	3 730	380	838 200
	2½	1 820	3 146	320	705 200	3 484	355	783 600	3 839	391	862 000
61		1 861	3 216	327	721 000	3 562	363	801 200	3 925	400	881 200
62		1 922	3 323	338	744 900	3 680	375	827 700	4 056	413	910 400
63		1 985	3 431	349	769 000	3 799	387	854 600	4 187	426	940 000
	2½	2 016	3 486	355	781 400	3 860	393	868 300	4 254	433	955 100
64		2 048	3 541	360	793 700	3 921	399	881 900	4 321	440	970 100
65		2 113	3 652	372	818 700	4 045	412	909 700	4 457	454	1 000 600
66		2 178	3 766	383	844 100	4 170	425	937 900	4 596	468	1 031 700
	2¾	2 223	3 843	391	861 500	4 256	433	957 300	4 690	478	1 053 000
67		2 245	3 881	395	869 900	4 297	438	966 600	4 736	482	1 063 200
68		2 312	3 998	407	896 000	4 427	451	995 700	4 878	497	1 095 200
69		2 381	4 116	419	922 600	4 558	464	1 025 100	5 022	511	1 127 700
	2¾	2 440	4 218	429	945 500	4 671	476	1 050 600	5 147	524	1 155 700
70		2 450	4 236	431	949 600	4 691	478	1 055 100	5 169	526	1 160 600
71		2 521	4 358	444	976 800	4 826	491	1 085 400	5 318	542	1 194 000
72		2 592	4 481	456	1 004 600	4 963	505	1 116 200	5 469	557	1 227 900
73		2 665	4 607	469	1 032 700	5 101	519	1 147 400	5 622	573	1 262 200
	2¾	2 666	4 610	469	1 033 500	5 105	520	1 148 300	5 626	573	1 263 100
74		2 738	4 734	482	1 061 200	5 242	534	1 179 100	5 777	588	1 297 000
75		2 813	4 863	495	1 090 000	5 384	548	1 211 200	5 934	604	1 332 300
76		2 888	4 993	508	1 119 300	5 529	563	1 243 700	6 093	621	1 368 000
	3	2 903	5 020	511	1 125 300	5 558	566	1 250 300	6 126	624	1 375 400



ROPE DESIGN OPTIONS

- ▶ DIEPA H50 Ordinary lay
- DIEPA H53 Ordinary lay with internal plastic component

PROPERTIES

- Non-rotation resistant
- Compacted outer and inner strands
- Compacted rope
- Extremely high breaking force
- Use without rope swivel

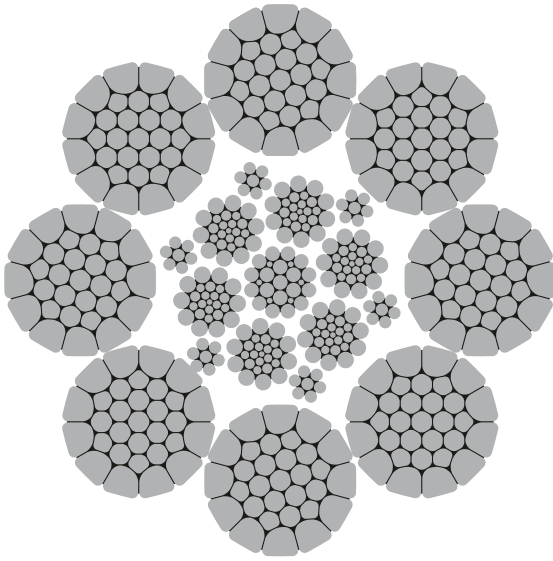
TECHNICAL DATA

Load-bearing wires	208	Ø 12–44 mm	RCN.09
in outer strands/	288	Ø 45–52 mm	RCN.13
RCN acc. to ISO 4309			
Total number	347	Ø 12–44 mm	
of wires	427	Ø 45–52 mm	
Fill factor	0.7660		
Spinning loss factor	0.8550	at 1770 N/mm ²	
	0.8550	at 1960 N/mm ²	
	0.8400	at 2160 N/mm ²	

Diameter mm	inch	Weight kg/100m	Min. breaking force 1770 N/mm ²			Min. breaking force 1960 N/mm ²			Min. breaking force 2160 N/mm ²		
			kN	metric tons	lbs	kN	metric tons	lbs	kN	metric tons	lbs
12		78	131	13.4	29 200	145	14.8	32 500	157	16.0	35 200
	1/2	87	147	15.0	32 800	163	16.6	36 500	176	17.9	39 500
13		92	154	15.7	34 300	170	17.3	38 200	185	18.9	41 300
14		106	179	18.2	39 900	198	20.2	44 300	214	21.8	47 900
	5/16	111	186	19.0	41 600	206	21.0	46 200	223	22.7	50 000
15		122	205	20.9	45 800	227	23.1	50 900	245	25.0	55 000
	5/8	136	229	23.3	51 400	254	25.9	57 100	275	28.0	61 700
16		139	233	23.8	52 100	258	26.3	57 900	280	28.5	62 600
17		156	263	26.8	58 800	292	29.8	65 400	316	32.2	70 700
18		175	295	30.1	66 000	327	33.3	73 400	354	36.1	79 200
19		195	328	33.4	73 500	364	37.1	81 700	394	40.2	88 400
	3/4	196	330	33.6	74 000	366	37.3	82 200	396	40.4	88 900
20		217	364	37.1	81 500	404	41.2	90 600	437	44.5	97 800
21		239	402	41.0	89 900	445	45.4	99 900	481	49.0	108 000
22		262	440	44.9	98 700	488	49.7	109 600	528	53.8	118 600
	7/8	267	450	45.9	100 800	498	50.8	112 000	539	54.9	121 000
23		286	481	49.0	107 800	534	54.4	119 900	577	58.8	129 600
24		312	524	53.4	117 500	581	59.2	130 600	629	64.1	141 000

DIEPA H5 SERIES

Diameter		Weight kg/100m	Min. breaking force 1770 N/mm ²			Min. breaking force 1960 N/mm ²			Min. breaking force 2160 N/mm ²		
mm	inch		kN	metric tons	lbs	kN	metric tons	lbs	kN	metric tons	lbs
25		338	569	58.0	127 400	630	64.2	141 600	682	69.5	153 100
	1	349	587	59.8	131 600	650	66.3	146 200	704	71.8	158 100
26		366	616	62.8	137 800	681	69.4	153 200	738	75.2	165 500
27		395	663	67.6	148 700	735	74.9	165 200	795	81.0	178 500
28		425	714	72.8	159 900	790	80.5	177 600	856	87.3	192 100
	1 1/8	442	743	75.7	166 600	823	83.9	185 100	891	90.8	200 100
29		455	766	78.1	171 500	848	86.4	190 500	918	93.6	206 000
30		487	819	83.5	183 600	907	92.5	204 000	983	100	220 400
31		520	875	89.2	196 000	969	98.8	217 800	1 049	106	235 400
	1 1/4	546	918	93.6	205 700	1 016	103	228 600	1 100	112	247 000
32		554	932	95.0	208 800	1 032	105	232 100	1 118	113	250 800
33		590	992	101	222 200	1 098	111	246 900	1 189	121	266 700
34		626	1 053	107	235 800	1 165	118	262 000	1 262	128	283 200
	1 3/8	660	1 111	113	248 900	1 230	125	276 600	1 331	135	298 900
35		663	1 115	113	250 000	1 235	125	277 600	1 337	136	300 100
36		702	1 180	120	264 400	1 306	133	293 700	1 415	144	317 500
37		741	1 247	127	279 400	1 380	140	310 400	1 494	152	335 400
38		782	1 315	134	294 600	1 456	148	327 300	1 576	160	353 800
	1 1/2	786	1 322	134	296 200	1 463	149	329 200	1 585	161	355 700
39		824	1 385	141	310 400	1 534	156	344 900	1 661	169	372 600
40		866	1 457	148	326 500	1 613	164	362 700	1 746	177	392 000
41		910	1 530	155	343 000	1 695	172	381 100	1 835	187	411 900
	1 5/8	922	1 551	158	347 700	1 718	175	386 300	1 860	189	417 500
42		955	1 606	163	360 000	1 778	181	400 000	1 925	196	432 200
43		1 001	1 683	171	377 300	1 864	190	419 200	2 019	205	453 000
44		1 048	1 763	179	395 100	1 952	198	438 900	2 113	215	474 400
	1 3/4	1 070	1 799	183	403 200	1 992	203	448 000	2 157	219	484 200
45		1 096	1 843	187	413 200	2 042	208	459 200	2 210	225	496 200
46		1 146	1 926	196	431 700	2 133	217	479 800	2 310	235	518 500
47		1 196	2 011	204	450 800	2 227	227	500 800	On request		
	1 7/8	1 228	2 065	210	462 900	2 287	233	514 300			
48		1 248	2 097	213	470 200	2 323	236	522 400			
49		1 300	2 186	222	490 000	2 421	246	544 400			
50		1 354	2 276	232	510 100	2 521	256	566 900			
	2	1 397	2 350	239	526 700	2 602	265	585 200			
51		1 408	2 368	241	530 800	2 622	267	589 800			
52		1 464	2 462	250	551 800	2 726	277	613 200			



ROPE DESIGN OPTIONS

- ▶ DIEPA **W40** Ordinary lay
- DIEPA **W43** Ordinary lay with internal plastic component

PROPERTIES

- Non-rotation resistant
- Compacted outer strands
- High breaking force
- Use without rope swivel

TECHNICAL DATA

Load-bearing wires	248	Ø 16–49 mm	RCN.11
in outer strands/	288	Ø 50–75 mm	RCN.13
RCN acc. to ISO 4309			

Total number	471	Ø 16–49 mm
of wires	511	Ø 50–75 mm

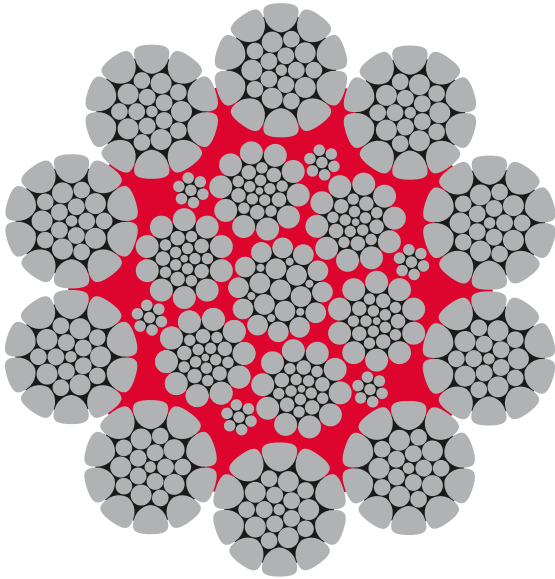
Fill factor	0.7303
-------------	--------

Spinning loss factor	0.8400
----------------------	--------

Diameter mm inch	Weight kg/100m	Min. breaking force 1770 N/mm ²			Min. breaking force 1960 N/mm ²			Min. breaking force 2160 N/mm ²			
		kN	metric tons	lbs	kN	metric tons	lbs	kN	metric tons	lbs	
16	127	218	22.2	48 800	242	24.7	54 300	266	27.1	59 700	
17	143	246	25.1	55 100	273	27.8	61 200	301	30.7	67 400	
18	161	276	28.1	61 800	306	31.2	68 700	337	34.4	75 600	
19	179	307	31.3	68 800	341	34.8	76 600	375	38.2	84 300	
	¾	180	309	31.5	69 300	343	35.0	77 000	378	38.5	84 700
20	198	341	34.8	76 300	378	38.5	84 800	417	42.5	93 300	
21	219	376	38.3	84 200	417	42.5	93 500	459	46.8	102 900	
22	240	412	42.0	92 400	457	46.6	102 700	504	51.4	112 900	
	7/8	245	421	42.9	94 400	466	47.5	104 900	514	52.4	115 400
23	262	451	46.0	101 000	500	51.0	112 200	550	56.1	123 500	
24	286	491	50.1	110 000	544	55.5	122 200	600	61.2	134 400	
25	310	533	54.3	119 300	591	60.2	132 600	650	66.3	145 900	
	1	320	550	56.1	123 300	609	62.1	137 000	671	68.4	150 700
26	335	576	58.7	129 000	638	65.0	143 500	704	71.8	157 900	
27	362	622	63.4	139 300	689	70.2	154 700	759	77.4	170 100	
28	389	669	68.2	149 800	740	75.4	166 400	816	83.2	183 000	
	1 1/8	405	696	70.9	156 100	771	78.6	173 400	850	86.6	190 700
29	417	717	73.1	160 700	794	80.9	178 500	875	89.2	196 400	

DIEPA W4 SERIES

Diameter		Weight kg/100m	Min. breaking force 1770 N/mm ²			Min. breaking force 1960 N/mm ²			Min. breaking force 2160 N/mm ²		
mm	inch		kN	metric tons	lbs	kN	metric tons	lbs	kN	metric tons	lbs
30		447	768	78.3	171 900	850	86.6	191 000	937	95.5	210 200
31		477	820	83.6	183 600	907	92.5	204 000	1 000	101	224 500
	1¼	500	860	87.7	192 700	952	97.0	214 100	1 049	106	235 500
32		508	874	89.1	195 600	967	98.6	217 400	1 066	108	239 100
33		540	929	94.7	208 100	1 028	104	231 200	1 133	115	254 400
34		574	986	100	221 000	1 092	111	245 400	1 203	122	270 000
	1⅝	605	1 040	106	233 200	1 152	117	259 100	1 269	129	285 000
35		608	1 045	106	234 100	1 157	117	260 100	1 275	129	286 100
36		643	1 105	112	247 600	1 224	124	275 200	1 349	137	302 600
37		679	1 168	119	261 500	1 293	131	290 600	1 425	145	319 800
38		716	1 231	125	276 000	1 363	138	306 600	1 503	153	337 100
	1½	720	1 238	126	277 500	1 371	139	308 300	1 511	154	339 100
39		755	1 297	132	290 600	1 436	146	322 900	1 583	161	355 200
40		794	1 364	139	305 700	1 511	154	339 700	1 665	169	373 700
41		834	1 434	146	321 300	1 588	161	357 000	1 750	178	392 700
	1⅞	845	1 453	148	325 600	1 609	164	361 900	1 773	180	398 000
42		875	1 504	153	337 100	1 666	169	374 600	1 835	187	412 000
43		917	1 577	160	353 300	1 746	177	392 700	1 924	196	431 900
44		961	1 651	168	370 000	1 828	186	411 100	2 015	205	452 200
	1¾	980	1 685	171	377 700	1 866	190	419 700	2 056	209	461 600
45		1 005	1 727	176	387 100	1 913	195	430 000	2 108	214	473 100
46		1 050	1 804	183	404 400	1 998	203	449 400	2 202	224	494 300
47		1 096	1 884	192	422 200	2 086	212	469 200	2 299	234	516 000
	1⅞	1 125	1 934	197	433 600	2 142	218	481 800	2 360	240	530 000
48		1 143	1 965	200	440 300	2 176	221	489 400	2 397	244	538 200
49		1 191	2 048	208	458 800	2 267	231	509 900	2 499	254	560 900
50		1 240	2 132	217	477 900	2 361	240	530 900	2 601	265	584 100
	2	1 280	2 201	224	493 300	2 437	248	548 100	2 686	273	603 000
51		1 290	2 218	226	497 100	2 456	250	552 400	2 706	275	607 600
52		1 342	2 306	235	516 800	2 554	260	574 200	2 814	286	631 800
53		1 394	2 396	244	537 000	2 653	270	596 500	2 923	297	656 300
	2⅛	1 445	2 484	253	556 900	2 751	280	618 800	3 032	309	680 700
54		1 447	2 486	253	557 400	2 754	280	619 300	3 035	309	681 300
55		1 501	2 580	262	578 200	2 857	291	642 500	3 148	320	706 700
56		1 556	2 675	272	599 500	2 962	301	666 000	3 263	332	732 600
57		1 612	2 770	282	621 000	3 069	312	690 100	3 381	344	759 100
	2¼	1 620	2 785	283	624 400	3 084	314	693 800	3 399	346	763 200
58		1 669	2 869	292	643 000	3 177	323	714 600	3 501	356	785 900
59		1 727	2 969	302	665 400	3 287	335	739 400	3 623	369	813 300
60		1 786	3 070	312	688 100	3 399	346	764 600	3 746	381	841 100
	2⅝	1 806	3 103	316	695 700	3 437	350	773 000	3 787	386	850 300
61		1 846	3 174	323	711 300	3 514	358	790 400	3 872	394	869 300
62		1 907	3 279	334	734 900	3 630	370	816 400	4 000	407	898 100
63		1 969	3 384	344	758 700	3 748	382	843 100	4 130	420	927 300
	2½	2 001	3 439	350	770 900	3 808	388	856 500	4 196	427	942 200
64		2 032	3 493	356	782 900	3 868	394	870 000	4 263	434	957 100
65		2 096	3 603	367	807 700	3 990	406	897 400	4 397	448	987 200
66		2 161	3 714	378	832 600	4 113	419	925 200	4 533	462	1 017 800
	2⅞	2 206	3 791	386	849 900	4 198	427	944 300	4 626	471	1 038 800
67		2 227	3 828	390	858 100	4 239	432	953 500	4 672	476	1 048 900
68		2 294	3 943	401	884 000	4 366	445	982 100	4 812	490	1 080 300
69		2 362	4 061	413	910 100	4 496	458	1 011 300	4 955	505	1 112 400
	2¾	2 421	4 161	424	932 800	4 607	469	1 036 400	5 078	517	1 140 100
70		2 431	4 179	425	936 700	4 628	471	1 040 900	5 100	519	1 144 900
71		2 501	4 299	438	963 700	4 760	485	1 070 700	5 246	534	1 177 900
72		2 572	4 421	450	991 000	4 896	499	1 101 100	5 395	549	1 211 300
73		2 644	4 544	463	1 018 700	5 032	512	1 131 900	5 546	565	1 245 200
	2⅞	2 646	4 548	463	1 019 500	5 036	513	1 132 800	5 550	565	1 246 100
74		2 717	4 670	476	1 046 800	5 171	527	1 163 100	5 699	580	1 279 500
75		2 791	4 797	488	1 075 200	5 312	541	1 194 800	5 854	596	1 314 300



ROPE DESIGN OPTIONS

- DIEPA L 50 Ordinary lay
- ▶ DIEPA L 53 Ordinary lay with internal plastic component

PROPERTIES

- Non-rotation resistant
- Compacted outer strands
- 10-strand construction optimised for breaking load
- Use without rope swivel


TECHNICAL DATA

Load-bearing wires	260	Ø 10–59 mm	RCN.11
in outer strands/	310	Ø 60 mm	RCN.13
RCN acc. to ISO 4309			
Total number	483	Ø 10–59 mm	
of wires	533	Ø 60 mm	
Fill factor	0.6940		
Spinning loss factor	0.8400	at 1770 N/mm ²	
	0.8400	at 1960 N/mm ²	
	0.8300	at 2160 N/mm ²	

Diameter mm inch	Weight kg/100m	Min. breaking force 1770 N/mm ²			Min. breaking force 1960 N/mm ²			Min. breaking force 2160 N/mm ²			
		kN	metric tons	lbs	kN	metric tons	lbs	kN	metric tons	lbs	
10	49	81.0	8.3	18 200	89.7	9.1	20 200	97.7	10.0	22 000	
11	59	98.1	10.0	22 000	108	11.1	24 400	118	12.1	26 600	
	7/16	61	100	10.2	22 500	110	11.3	24 900	120	12.3	27 100
12	71	116	11.9	26 200	129	13.2	29 000	140	14.3	31 600	
	1/2	79	130	13.3	29 400	144	14.8	32 500	157	16.1	35 400
13	83	136	14.0	30 800	151	15.5	34 100	165	16.8	37 100	
14	96	158	16.2	35 700	175	17.9	39 500	191	19.5	43 000	
	5/8	100	165	16.9	37 200	183	18.7	41 200	199	20.3	44 800
15	110	182	18.6	41 000	201	20.6	45 400	219	22.4	49 400	
	3/8	124	204	20.8	45 900	226	23.1	50 900	246	25.1	55 400
16	126	207	21.1	46 600	229	23.4	51 600	250	25.5	56 200	
17	142	234	23.9	52 600	259	26.4	58 300	282	28.8	63 500	
18	159	262	26.8	59 000	290	29.6	65 300	316	32.3	71 200	
19	177	292	29.8	65 700	323	33.0	72 800	352	36.0	79 300	
	3/4	178	294	30.0	66 100	325	33.2	73 200	354	36.1	79 700
20	196	324	33.0	72 800	358	36.6	80 700	390	39.8	87 800	
21	216	357	36.4	80 300	395	40.3	88 900	430	43.9	96 800	
22	237	392	40.0	88 100	434	44.3	97 600	472	48.2	106 300	

DIEPA L5 SERIES

Diameter		Weight kg/100m	Min. breaking force 1770 N/mm ²			Min. breaking force 1960 N/mm ²			Min. breaking force 2160 N/mm ²		
mm	inch		kN	metric tons	lbs	kN	metric tons	lbs	kN	metric tons	lbs
	7/8	242	400	40.8	89 900	443	45.2	99 600	482	49.2	108 400
23		260	428	43.7	96 300	474	48.4	106 700	516	52.7	116 200
24		283	466	47.6	104 900	516	52.7	116 200	562	57.4	126 500
25		307	506	51.6	113 800	560	57.2	126 000	610	62.3	137 300
	1	316	522	53.3	117 500	578	59.0	130 100	630	64.3	141 700
26		332	547	55.8	123 100	606	61.8	136 300	660	67.3	148 500
27		358	590	60.2	132 800	654	66.7	147 000	712	72.6	160 100
28		385	635	64.8	142 800	703	71.7	158 100	766	78.1	172 200
	1 1/8	401	661	67.5	148 800	733	74.7	164 700	798	81.4	179 400
29		413	681	69.5	153 200	754	76.9	169 600	821	83.8	184 700
30		442	729	74.3	163 900	807	82.3	181 500	879	89.7	197 600
31		471	778	79.4	175 000	862	87.9	193 800	939	95.7	211 000
	1 1/4	495	816	83.3	183 600	904	92.2	203 300	985	100	221 400
32		502	829	84.6	186 500	918	93.7	206 500	1 000	102	224 900
33		534	882	90.0	198 300	977	99.6	219 600	1 064	108	239 100
34		567	936	95.5	210 500	1 037	105	233 100	1 129	115	253 900
	1 3/8	599	988	100	222 200	1 094	111	246 100	1 192	121	267 900
35		601	992	101	223 100	1 099	112	247 000	1 197	122	269 000
36		636	1 050	107	236 000	1 163	118	261 400	1 266	129	284 600
37		672	1 109	113	249 300	1 228	125	276 100	1 337	136	300 600
38		708	1 170	119	263 000	1 295	132	291 200	1 411	143	317 100
	1 1/2	712	1 176	119	264 400	1 302	132	292 700	1 418	144	318 800
39		746	1 232	125	277 000	1 364	139	306 700	1 486	151	334 000
40		785	1 296	132	291 400	1 435	146	322 700	1 563	159	351 400
41		825	1 362	138	306 100	1 508	153	339 000	1 642	167	369 200
	1 5/8	836	1 380	140	310 300	1 529	155	343 700	1 665	169	374 200
42		865	1 429	145	321 300	1 583	161	355 700	1 723	175	387 400
43		907	1 498	152	336 700	1 659	169	372 900	1 806	184	406 000
44		950	1 568	159	352 600	1 737	177	390 400	1 891	192	425 200
	1 3/4	969	1 601	163	359 800	1 773	180	398 500	1 930	196	433 900
45		993	1 641	167	368 800	1 817	185	408 400	1 978	201	444 700
46		1 038	1 714	174	385 400	1 898	193	426 700	2 067	210	464 700
47		1 084	1 790	182	402 300	1 982	202	445 500	2 158	220	485 100
	1 7/8	1 113	1 838	187	413 200	2 035	207	457 500	2 216	225	498 200
48		1 130	1 867	190	419 600	2 067	210	464 600	2 251	229	506 000
49		1 178	1 945	198	437 300	2 154	219	484 200	2 346	239	527 300
50		1 226	2 026	206	455 300	2 243	228	504 200	2 442	249	549 000
	2	1 266	2 091	213	470 000	2 315	236	520 400	2 521	257	566 700
51		1 276	2 107	214	473 700	2 334	237	524 500	2 541	259	571 200
52		1 326	2 191	223	492 500	2 426	247	545 300	2 642	269	593 800
53		1 378	2 276	232	511 600	2 520	256	566 500	2 744	279	616 900
	2 1/8	1 429	2 361	240	530 700	2 614	266	587 600	2 847	290	639 900
54		1 430	2 363	240	531 100	2 616	266	588 100	2 849	290	640 400
55		1 484	2 451	249	550 900	2 714	276	610 100	2 956	301	664 300
56		1 538	2 541	259	571 100	2 814	286	632 400	3 064	312	688 700
57		1 594	2 633	268	591 700	2 915	297	655 200	3 174	323	713 500
	2 1/4	1 602	2 646	269	594 800	2 931	298	658 700	3 191	325	717 300
58		1 650	2 726	277	612 700	3 018	307	678 400	3 287	335	738 700
59		1 708	2 821	287	634 000	3 123	318	702 000	3 401	346	764 400
60		1 766	2 917	297	655 600	3 230	329	726 000	3 517	358	790 600



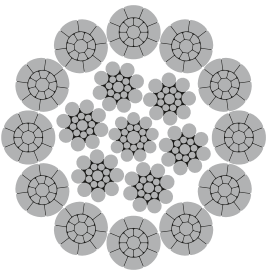
DIEPA B4 SERIES

ROPE DESIGN OPTIONS

- DIEPA **B40** Ordinary lay
- DIEPA **B43** Ordinary lay with internal plastic component
- ▶ DIEPA **B45** Lang lay
- DIEPA **B48** Lang lay with internal plastic component

PROPERTIES

- Rotation resistant
- Non-compacted outer strands



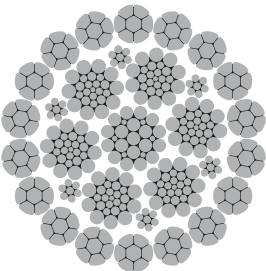
DIEPA D 1200 Z

PRODUCT

- ▶ DIEPA **D 1200 Z** Ordinary lay

PROPERTIES

- Slightly rotation resistant
- Compacted outer strands
- Use without rope swivel



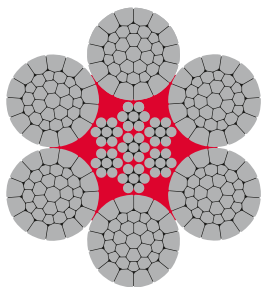
DIEPA D 1318

ROPE DESIGN OPTIONS

- DIEPA **D 1318 Z** Ordinary lay
- DIEPA **D 1318 ZP** Ordinary lay with internal plastic component
- ▶ DIEPA **D 1318 CZ** Lang lay
- DIEPA **D 1318 CZP** Lang lay with internal plastic component

PROPERTIES

- Rotation resistant
- Non-compacted outer strands
- High breaking force




DIEPA Z 299/PZ 299

ROPE DESIGN OPTIONS

- DIEPA **Z 299** Ordinary lay
- ▶ DIEPA **PZ 299** Ordinary lay with internal plastic component

PROPERTIES

- Non-rotation resistant
- Compacted outer strands
- Use without rope swivel



DIEPA S 417

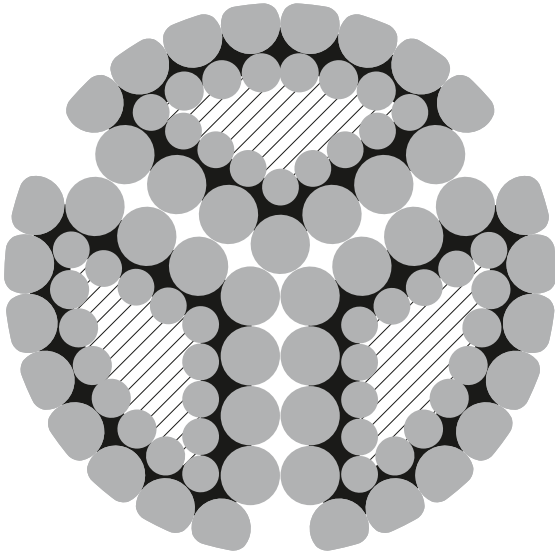
PRODUCT

- ▶ DIEPA **S 417** Ordinary lay

PROPERTIES

- Non-rotation resistant
- Non-compacted outer strands
- Use without rope swivel

❗ For detailed information about our supplementary rope program, please contact us!



PRODUCT

► DIEPA SUPER 3 Ordinary lay

PROPERTIES

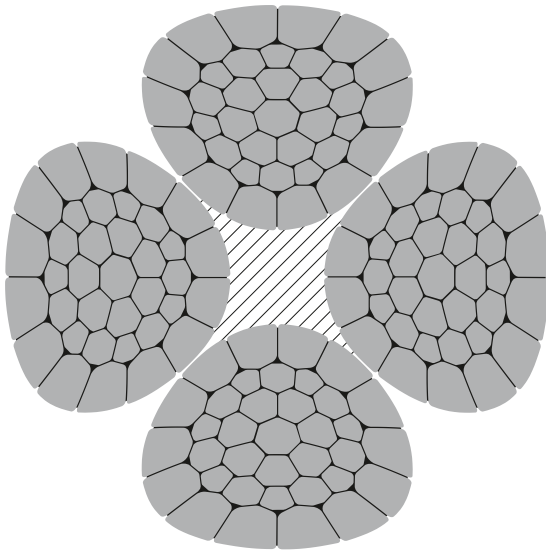
- Slightly rotation resistant
- Compacted rope
- Use without rope swivel

TECHNICAL DATA

Load-bearing wires in outer strands/ RCN acc. to ISO 4309	90 Ø 4–34 mm	RCN.21
Total number of wires	90 Ø 4–34 mm	
Fill factor	0.4811	
Spinning loss factor	0.8500	

Diameter mm inch	Weight kg/100m	Min. breaking force 1770 N/mm ²			Min. breaking force 1960 N/mm ²			Min. breaking force 2160 N/mm ²		
		kN	metric tons	lbs	kN	metric tons	lbs	kN	metric tons	lbs
4	6	On request			10.1	1.0	2 200	On request		
5	8				13.7	1.4	3 000			
6	9				15.7	1.6	3 400			
6.5	13				23.1	2.4	5 100			
7	14				25.0	2.6	5 600			
7.5	15				26.6	2.7	5 800			
8	18				31.4	3.2	7 000			
8.5	20				35.4	3.6	7 900			
9	22				38.7	4.0	8 700			
9.5	22				39.2	4.0	8 800			
10	26	45.5	4.6	10 100						
11	29	51.5	5.2	11 500						
11	32	56.8	5.8	12 600						
11	32	56.8	5.8	12 700						
12	36	63.8	6.5	14 300						
12	42	75.0	7.6	16 800						
12	44	76.5	7.8	17 100						
12	51	89.8	9.2	20 100						

Diameter		Weight kg/100m	Min. breaking force 1770 N/mm ²			Min. breaking force 1960 N/mm ²			Min. breaking force 2160 N/mm ²		
mm	inch		kN	metric tons	lbs	kN	metric tons	lbs	kN	metric tons	lbs
	½	57	On request			100	10.2	22 500	On request		
13		59				105	10.7	23 500			
14		71				127	12.9	28 400			
	⅝	73				131	13.4	29 300			
15		80				142	14.5	31 800			
	⅞	87				154	15.7	34 500			
16		88				155	15.8	34 900			
17		102				181	18.5	40 700			
18		116				206	21.0	46 100			
19		125				222	22.6	49 900			
	¾	129				224	22.8	50 200			
20		142				252	25.7	56 500			
21		157				278	28.3	62 300			
22		169				300	30.6	67 400			
	⅞	175				308	31.4	69 100			
23		188				333	33.9	74 800			
24		204				361	36.8	81 100			
25		222				394	40.2	88 400			
	1	229				408	41.6	91 600			
26		243				430	43.8	96 600			
27		259	459	46.8	103 000						
28		282	501	51.1	112 500						
	1⅛	290	517	52.7	116 200						
29		299	530	54.0	119 000						
30		320	567	57.8	127 400						
31		341	605	61.7	136 000						
	1¼	358	630	64.2	141 600						
32		360	639	65.1	143 500						
33		387	686	69.9	154 100						
34		409	725	73.9	162 900						
	1⅝	433	768	78.3	172 600						



PRODUCT

► **DIEPA SUPER 4** Ordinary lay

PROPERTIES

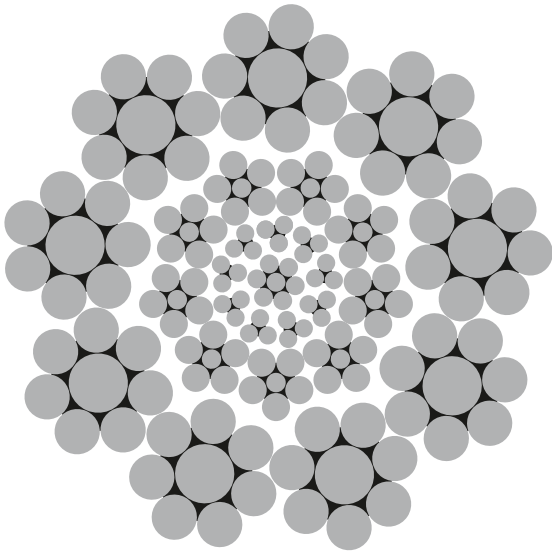
- Slightly rotation resistant
- Compacted strands
- Compacted rope
- Use without rope swivel

TECHNICAL DATA

Load-bearing wires	76 Ø 4–5 mm	RCN.21
in outer strands/ RCN acc. to ISO 4309	144 Ø 6–34 mm	RCN.22
Total number of wires	76 Ø 4–5 mm 144 Ø 6–34 mm	
Fill factor	0.7208	
Spinning loss factor	0.8400 at 1770 N/mm ² 0.8400 at 1960 N/mm ² 0.8200 at 2160 N/mm ²	

Diameter mm inch	Weight kg/100m	Min. breaking force 1770 N/mm ²			Min. breaking force 1960 N/mm ²			Min. breaking force 2160 N/mm ²		
		kN	metric tons	lbs	kN	metric tons	lbs	kN	metric tons	lbs
4	8	13.5	1.4	2 800	14.9	1.5	3 300	16.0	1.6	3 400
5	11	19.1	1.9	4 200	21.1	2.2	4 700	22.7	2.3	5 000
6	17	28.9	2.9	6 500	32.4	3.3	7 200	34.8	3.5	7 800
6.5	21	35.6	3.6	7 900	39.4	4.0	8 700	42.4	4.3	9 400
7	24	40.7	4.1	9 100	45.1	4.6	10 100	49.1	5.0	11 000
7.5	27	47.3	4.8	10 400	52.4	5.3	11 600	56.4	5.7	12 500
8	31	53.0	5.4	11 800	58.7	6.0	13 100	63.2	6.4	14 100
8.5	35	60.8	6.2	13 500	67.3	6.9	14 900	72.4	7.4	16 000
9	39	66.7	6.8	14 900	74.6	7.6	16 700	80.4	8.2	18 000
9.5	44	76.0	7.7	16 800	84.0	8.6	18 800	90.2	9.2	20 100
10	50	84.9	8.7	19 000	94.7	9.7	21 200	102	10.4	22 800
11	57	98.6	10.1	22 100	109	11.1	24 500	118	12.0	26 400
12	69	119	12.1	26 600	132	13.5	29 700	142	14.5	31 900

Diameter		Weight kg/100m	Min. breaking force 1770 N/mm ²			Min. breaking force 1960 N/mm ²			Min. breaking force 2160 N/mm ²		
mm	inch		kN	metric tons	lbs	kN	metric tons	lbs	kN	metric tons	lbs
	½	79	136	13.9	30 400	150	15.3	33 700	162	16.5	36 200
13		81	140	14.3	31 400	155	15.8	34 900	167	17.0	37 500
14		94	162	16.5	36 400	181	18.5	40 500	194	19.8	43 600
	⅝	99	172	17.5	38 500	190	19.4	42 700	205	20.9	45 900
15		109	188	19.2	42 300	209	21.3	47 000	225	22.9	50 500
	⅞	123	212	21.6	47 500	235	24.0	52 800	253	25.8	56 700
16		125	214	21.8	48 100	238	24.3	53 500	256	26.1	57 500
17		140	242	24.7	54 300	268	27.3	60 200	288	29.4	64 700
18		159	275	28.0	61 700	305	31.1	68 500	328	33.4	73 600
19		177	305	31.1	68 500	339	34.6	76 100	364	37.1	81 700
	¾	177	306	31.2	68 800	340	34.7	76 400	366	37.3	82 100
20		194	334	34.0	74 900	371	37.8	83 300	398	40.6	89 300
21		219	378	38.5	84 900	420	42.8	94 300	451	46.0	101 400
22		239	411	41.9	92 300	457	46.6	102 600	491	50.1	110 200
	⅞	240	416	42.4	93 100	460	46.9	103 500	495	50.5	111 100
23		258	444	45.3	99 800	494	50.4	111 000	530	54.0	119 100
24		281	484	49.3	108 600	538	54.8	120 800	577	58.8	129 700
25		303	522	53.2	117 300	581	59.2	130 600	624	63.6	140 200
	1	314	543	55.4	121 700	601	61.3	135 200	647	66.0	145 200
26		331	570	58.1	128 100	634	64.6	142 400	681	69.4	152 900
27		357	615	62.7	138 200	683	69.6	153 400	733	74.7	164 700
28		382	659	67.2	148 100	732	74.6	164 500	786	80.1	176 600
	1 ⅛	398	687	70.0	154 000	761	77.6	171 100	819	83.5	183 800
29		413	713	72.7	160 100	792	80.7	177 900	851	86.7	191 100
30		442	762	77.7	171 200	847	86.3	190 300	909	92.7	204 300
31		468	809	82.5	181 200	895	91.2	201 300	964	98.3	216 200
	1 ¼	491	848	86.4	190 200	940	95.8	211 300	1 011	103	226 900
32		498	859	87.6	193 100	955	97.3	214 600	1 026	104	230 400
33		530	916	93.4	205 300	1 015	103	228 200	1 092	111	245 000
34		565	973	99.2	218 600	1 082	110	243 000	1 162	118	261 000
	1 ⅝	594	1 027	104	230 100	1 137	115	255 700	1 223	124	274 600



PRODUCT

► DIEPA K114 Ordinary lay

PROPERTIES

- Non-rotation resistant
- Non-compacted outer strands
- Use without rope swivel
- Special rope for trolley applications

TECHNICAL DATA

Load-bearing wires	63 Ø 6 mm	RCN.02
in outer strands/ RCN acc. to ISO 4309	72 Ø 7–20 mm	RCN.02
Total number of wires	106 Ø 6 mm 160 Ø 7–20 mm	
Fill factor	0.6154	
Spinning loss factor	0.8500	

Diameter mm inch	Weight kg/100m	Min. breaking force 1770 N/mm ²			Min. breaking force 1960 N/mm ²			Min. breaking force 2160 N/mm ²		
		kN	metric tons	lbs	kN	metric tons	lbs	kN	metric tons	lbs
6	16	24.5	2.5	5 500	27.7	2.8	6 100	On request		
	19	28.5	2.9	6 400	31.5	3.2	7 000			
6.5	19	30.7	3.1	6 800	34.0	3.5	7 400			
7	24	36.5	3.7	8 100	41.0	4.2	9 100			
7.5	26	40.9	4.2	9 000	45.3	4.6	10 000			
	29	44.0	4.5	9 800	49.3	5.0	11 000			
8	29	44.8	4.6	10 000	49.5	5.0	11 200			
8.5	33	52.5	5.4	11 600	58.2	5.9	13 000			
9	39	59.9	6.1	13 500	67.3	6.9	14 900			
9.5	41	65.6	6.7	14 600	72.7	7.4	16 200			
	42	65.6	6.7	14 700	72.7	7.4	16 300			
10	46	72.3	7.4	16 300	81.3	8.3	18 100			
11	59	91.6	9.3	20 600	103	10.5	23 000			
	59	92.9	9.5	20 800	104	10.6	23 300			
12	66	102	10.4	23 100	115	11.7	25 700			
	74	114	11.6	25 700	128	13.0	28 600			
13	76	116	11.8	26 800	133	13.6	29 900			
14	89	133	13.6	31 700	157	16.0	35 200			

Diameter		Weight kg/100m	Min. breaking force 1770 N/mm²			Min. breaking force 1960 N/mm²			Min. breaking force 2160 N/mm²		
mm	inch		kN	metric tons	lbs	kN	metric tons	lbs	kN	metric tons	lbs
	1/16	94	146	14.9	32 900	163	16.6	36 500	On request		
15		101	155	15.8	35 900	178	18.1	39 900			
	5/8	116	181	18.5	40 700	202	20.6	45 300			
16		117	181	18.5	41 400	206	21.0	46 100			
17		133	210	21.4	46 900	233	23.8	52 200			
18		149	235	24.0	52 600	261	26.6	58 600			
19		166	263	26.8	58 700	291	29.7	65 200			
	3/4	167	263	26.8	59 000	292	29.8	65 500			
20		184	291	29.7	65 100	322	32.8	72 400			

DISCONTINUED DIEPA SPECIAL WIRE ROPES

ROTATION RESISTANT

DIEPA D 1918 Z	DIEPA D 430
DIEPA D 1918 Z-S0	DIEPA D 3615 C
DIEPA D 2118	DIEPA DP 2218 Z
DIEPA D 2118 C	DIEPA D 915
DIEPA D 915 C	DIEPA D 1200
DIEPA SKF 18	DIEPA TK 209
DIEPA D 156	DIEPA TK 221
DIEPA D 180	DIEPA TK 248

NON-ROTATION RESISTANT

DIEPA SKF 8/9	DIEPALON
DIEPA S 408	DIEPA S 625
DIEPA S 408 N-S0	DIEPA N 625 CN
DIEPA S 417 C	DIEPA S 268
DIEPA P 826 C	DIEPA S 335
DIEPA N 825 CN	DIEPA SKZ 12
DIEPA Gelb	
DIEPA Rot	

🔍 Please contact us for information on alternatives.

ADDITIONAL BROCHURES

For special fields of application please see our additional brochures at www.diepa.de.



DIEPA ELEVATOR ROPES



DIEPA MINING ROPES



DIEPA EASY REEVE SYSTEM

DEAR COSTUMER,

in order to reliably be able to select the most suitable rope from our program we need to know some technical details:

- Rope diameter
- Type of application (e.g. mobile crane, EOT,...)
- Number of falls
- Minimum Breaking Force MBF
- Direction of lay
- Length
- End termination

Above information is necessary to process your inquiries without delay.

GENERAL INFORMATION ABOUT THIS CATALOGUE

The technical specification and depicted cross-sections of DIEPA special wire rope detailed in this catalogue comply with the current state of technology at the date of publishing.

Ongoing innovations and further developments are always finding their way into the optimisation process for our special wire ropes. Hence it may happen that during the period of validity of the catalogue, the details of individual products may have been subject to change.

In addition to the special wire ropes detailed in the catalogue, DIEPA also produces ropes tailored to the specific needs of its customers. Thus it is also possible to realize solutions with properties such as diameter, breaking force, rope weight or tensile strength adapted to customer's wishes. Please contact us in case of interest.

DIEPA
Drahtseilwerk Dietz
GmbH & Co. KG

Damaschkestraße 30
D-96465 Neustadt bei Coburg

Telefon +49 (0) 9568 924-0
Telefax +49 (0) 9568 924-101
E-Mail info@diepa.de
Internet www.diepa.de

Reproduction, in whole or in part, only with reference to DIEPA.
04/2019